

**Ward
Aaronic Priesthood
and
Scout
Startup Guidebook**



Scoutmaster

Ward

Our Mission
Is
To Raise Up
Great Spiritual Leaders

The Purposes of the Aaronic Priesthood

The mission of the Aaronic Priesthood is to help each young man---

- Become converted to the gospel of Jesus Christ and live by its teachings.
- Magnify priesthood callings and fill the responsibilities of his priesthood office.
- Give meaningful service.
- Prepare to receive the Melchizedek Priesthood and temple ordinances.
- Commit to, prepare for, and serve an honorable full-time mission.
- Prepare to become a worthy husband and father.

Ward Scouting Advisor Planner

Like many successful businesses
outstanding Scouting groups come from
wise planning,
positive activities,
persistent and determined effort,
and follow-up.

Who would build a beautiful home
without first a blueprint?

Scouting
Achievement Ranks

Eleven-Year Old Scout
Tenderfoot
Second Class
First Class
Star
Life
Eagle

Emphasis Areas
Physical Fitness
Personal Development
Outdoor
Citizenship
Troop and Patrol Participation

Scout Leader Please Note

Prepare this Scouting Leader Guidebook
and your materials
for your successor;
so that when you complete your work,
the young men of the ward
may benefit from a continued,
truly life-changing Scouting experience.

Scouting is the activity arm
of the Priesthood

I teach them
correct
principles
and they
govern
themselves.

Joseph Smith, Jr.

Our Ward and Stake

Scouting Goals

Every leader basic trained

Every young man advance

one rank,

and earn at least

three merit badges

every six months....or BETTER

Checklist for *Successful Ward Scouting*

- Provide two-deep quality leadership and where possible three-deep leadership in all Scouting units.
- Scouting leader job descriptions are made available when each new leader is called.
- Ward Leadership Guidebooks, unit program, activity and appropriate organizational support materials are maintained by each leader, later to be turned over to his successor; thereby maintaining the programs planned, and drawing upon the evaluations and histories.
- Leaders read The LDS Scouting Handbook and provide for its implementation.
- A checklist is maintained to ensure that each leader is *Fast Start*, *Basic Trained*, and *Advance Trained*. Ask for stake assistance soon after calls are given.
- A ward Key Scout Leaders Meeting is held monthly for all Scouting leaders.
- All leaders attend District Roundtable each month for all Scouting organizations.
- A complete and balanced program is implemented as guided in organizational support materials.
- Leaders and Young men plan and have activities approved at least three months in advance, including alternate plans, and project calendars tentatively for one year.
- Coordinate ward planning with stake, District and Council calendars.
- Provide adequate committee support for leaders, maintained and active.
- Maintain a current Personal Achievement Record and a complete roster on all boys and their progress.
- Each young man advances at least one Scout rank and receives one merit badge every six months.
- Courts of Honor are attended by all leaders to show support for young men. See Stake calendar.
- Recharter, and register all active boys, particularly those who move in during the year. This is important for purposes of leaders' and boys' liability and insurance coverage.
- Tour Permits are mandatory for all outside the ward activities that involve travel, approved TWO WEEKS in advance at the Scout office.
- Well in advance, plan and provide for one summer extended outing, a 3-5 day activity each year, for Scouting, Varsity and Venturing units. Some units may be combined.
- Assist young men to earn the necessary funds through employment for extended summer outings.
- If necessary provide for one major fund raising opportunity to support the summer activity.
- Leaders and Scout units should be uniformed to the extent possible.
- Share this information with Scouting leaders.
- **Goal for the year: a Quality Unit Award earned by each ward Scouting unit.**
- **Rule One: Have Fun.**
The ultimate purpose of Scouting is to raise up great spiritual leaders. President Spencer W. Kimball.

A Ward Scouting Success Story

President Sabins, Brother Olpin, and President Rogel, I thought you would find this inspiring -- from former assistant Scoutmaster, Chris Bauer, who recently moved out of the Stake. I'm going to give it to my Scout leaders, and please feel free to pass it on to anyone.

Lamar,

You asked about what we did in our ward to really get the Scouts going. I'm sorry it's taken me so long to get back with you. Here's what I think happened in our case.

1 The young men are excited about scouting. I'm not totally sure how this happened, but it did and it was a big part of the success of the program.

2 The leaders worked hard. I'm not really talking about myself here. I am mostly talking about the Troop Committee--the behind the scenes people. Our bishopric, through inspiration, selected some of the best people in our ward to work on the troop committee, and they did their jobs well, sometimes having weekly meetings to get everything working. Brother Bronson, the Scoutmaster, and Brother Wilson, the Varsity leader, as well as Brother Elmer (the YM President) worked really hard. They coordinated exciting activities with the boys that helped keep their interest, and at the same time, they led activities that helped the young men advance. All the leaders tried to attend the Roundtable meetings, especially when they used to be on a night different than our regular scout night.

3 Each boy got individual attention. This was easy in our ward where we have an almost one-to-one leader/scout ratio. We would regularly get with each boy to see where he was and where he wanted to go, and then we would help him get there. Also, we tried to get each boy into a Board of Review before a Court of Honor, even if he was not advancing. Here, he could set goals not just with his Scoutmaster, but with other leaders from the troop committee.

4 The parents got involved. This was tough, but to start, we had to show the parents the Courts of Honor were not just like our weekly scout meetings. They are special meetings, and as parents started to realize they were a big deal to the boys, they came and supported them. I think this helped as the young men worked between Courts of Honor--they had parents supporting them who could look forward to the Court of Honor with anticipation just like their son.

5 The bishopric was totally behind the boys. The bishop and his counselors would attend each Court of Honor and one would regularly attend Roundtable. They also announced the boys' successes in our Sunday meetings--I think that really boosted the boys' enthusiasm. Also, toward the end, we had ward members coming to Courts of Honor that were not even called into the Young Men program--they just came to support our troop.

6 We regularly got merit badge counselors from the ward membership. Brother Wilson was the best at this. He would stand up in priesthood meeting on Sunday and ask for a merit badge counselor to volunteer for whatever merit badge his scout was to be working on. Then, Brother Murdock (troop committee chairman) would be right there with the form for the volunteer to fill out, which he would promptly take into the Scout Office.

7 We rarely if ever played basketball on scout night. The Boy Scouts never did. We had a lot of fun, and we played, but it was almost always with advancement in mind. One night, we just took off up the canyon (Rock Canyon) and tried to build a fire. The boys loved it--it started to rain, we got soaked, and the fire never started, but we had a blast. Before the rain started, we had a ward member who was studying botany at BYU show the boys natural plant life. They

enjoyed that, and the whole activity helped them pass off requirements. Another time, we took them to the pool at Provo Rec Center. They had a great time swimming, and we had them pass off requirements for their rank advancements and for their swimming merit badge. Another night, we ran a mile and did push-ups and sit-ups as a fitness test for Personal Fitness merit badge. The boys enjoyed all these activities and others just as much if not more than basketball (which I think would have been fun too), but they helped them pass off requirements. Also, the skills we learned doing these and other activities paid off on campouts later on. One of these was the Camporee a few weekends ago, where the boys used rifle shooting skills, tent set-up skills, lashing skills, and cooking skills they had gained to get a superior rating (and the best overall score in the camp). These kinds of experiences help to keep the young men excited about learning more scout-type stuff. So, Lamar, that's what happened as best as I can recollect. There's probably more we could have done, and we probably made some mistakes, but we were trying our best, as I believe the other leaders and scouts in are stake are doing. I am grateful the Lord blessed us in all the ways He did.

Winning the contest (Stake Scout Court of Honor First Place for the scout year) was huge for the boys, and it was exciting for the leaders too. I believe, though, that all the work we put in to getting to that point and all the experiences we had along the way are the real reward--at least for me. My side of it all was to help teach the young men to be obedient to the commandments and prepare to receive the Melchizedek Priesthood, go to the temple, serve honorable missions, marry for eternity, and endure to the end. I wanted to teach them to put the Lord first, and He will bless us according to our needs. I wanted to teach them to recognize the promptings of the Spirit in their daily lives and heed those promptings.

I hope I have made at least a small impression on them in these areas. The scouting program, in many ways, gave me opportunities to teach these things.

Thanks for all your help,
Christopher A. Bauer

Ward Young Men Second Counselor/ Deacons Advisor/Scoutmaster Guidebook Contents

**The following materials are included in this guidebook,
or are listed for inclusion, preferably in a 3" looseleaf binder:**

Ward Young Mens Second Counselor/ Deacons Quorum Advisor & Scoutmaster

- Preface pages
- I teach them correct principles
- Ward and Stake Goals
- Scouting Success Checklist
- Ward Success Story
- Ward YM Counselor/Deacon Quorum Advisors and Scoutmaster Guidebook Contents
- Stake Scouting Objectives and Goals for 200_ to 200_
- LDS Scouting Organization Chart
- Primary Scouting Organization Chart
- Ward YM Counselor/Deacons Quorum Advisors/Scoutmaster Position Descriptions
- Earning Scouting Ranks

Young Men Leadership

Deacons/Scouts

Scout Troop, Patrol Leadership

- Troop Senior Patrol Leader
- Troop Assistant Senior Patrol Leader
- Troop Scribe
- Troop Quartermaster
- Troop Instructor
- Troop Chaplain Aide
- Troop Librarian/Historian
- Patrol Leader
- Assistant Patrol Leader

Also see Scouting/Cub Scouting Guidebook for Primary

Eagle

- Eagle Projects Approved List
- Life To Eagle Packet
- Life To Eagle Completed Sample
- Life To Eagle Worksheet

Court of Honor Competition Points System

- Flag Ceremony Commands
- National Quality Unit Award

Priesthood

- Deacons Quorum President Responsibilities
- Priesthood Quorum Agenda
- Priesthood Class Presidency Meeting Agenda
- Ward YM/YW Committee Meeting Agenda
- Personal Achievement Record

Scout Meeting Agendas and Materials

- Troop Meeting Plan
- Troop Activity Planning Sheet
- Troop Annual Planner
- Merit Badge Counselor Form
- Key Scout Leaders Meeting Agenda

BSA Scouting Materials to include with this Guidebook

Many forms are available at Scout Service Center at <http://www.unpcbsa.org/forms.html>, and see this website order form.

The Boy Scout Handbook	#33105
Troop Program Resources	#33588
Junior Leader Handbook	#33500A
Troop Program Features, Vol. I,	#33110
Troop Program Features, Vol. II,	#333111
Troop Program Features, Vol. III,	#33112
BSA Adult Application Form (&for merit badge counselors)	TBA
Scout Application	TBA
Scout National Quality Unit Award Form	TBA
Local Tour Permit Application	TBA
Eagle Advancement Requirements	TBA
Current Council Calendar	TBA/ Council Website
Council available Basic and Advanced Training Schedule	TBA/ Council website

LDS Handbooks and Materials to include with this Guidebook

Available from Church Distribution/Stake

- Church Handbook of Instruction Book 2
- LDS Scouting Handbook
- Current Stake Calendar
- The Strength of Youth
- Duty to God Application
- On My Honor Application (Youth And Adult)

Articles

- The Magic of Merit Badges
- The Carrot or the Stick
- An Effective Court of Honor Point System
- The Right to Inspiration

Stake Scouting

Objectives and Goals for 200_ to 200_ (Sample)

(Sample)

Purposes of the Aaronic Priesthood:

- Become converted to the Gospel of Jesus Christ and live by its teachings.*
- Magnify priesthood callings and fill the responsibilities of his priesthood office.*
- Give meaningful service.*
- Prepare to receive the Melchizedek Priesthood and temple ordinances.*
- Commit to, prepare for, and serve an honorable full-time mission.*
- Prepare to become a worthy husband and father.*

Mission of the Boy Scouts of America: to serve others by helping to instill values in young people and, in other ways, to prepare them to make ethical choices during their lifetime in achieving their full potential. The values we strive to instill are based in the Scout Oath and Law.

Aims of Scouting: to develop in youth (1) a strong ethical character, (2) an active, participating citizenship, including leadership ability, and (3) personal fitness: physical, mental, emotional and moral.

<u>Objectives and Goals:</u>	<u>Significantly Raising Our Vision</u>	<u>Start</u>	<u>Goal</u>	<u>Who</u>	<u>Completed</u>
Objective 1					
Develop all Stake Leaders to Become Effective in Meeting Each Ward's Needs.					
Goals					
A.	Fill all essential stake leader positions.	----	----	HC/Stk YM Prsdcy	-----
B.	All stake leaders Fast Start, Basic and Advanced trained.	----	----	Council/District	-----
C.	Stake leaders fully functioning, visiting and reporting.	----	----	HC/Stk YM Prsdcy	-----
D.	Leaders receive Round Table instruction monthly.	----	----	Stk YM Prsdcy/ District	-----
E.	Calendared/budgeted for one year, detailed three months ahead.	----	----	Stk YM Prsdcy	-----
Objective 2					
Train 95% of all Ward Leaders Each Year.					
Goals					
A.	Fast Start trained within two weeks of leader's call	----	----	Stk YM Prsdcy/Commrs	-----
B.	Basic Trained within one month of call.	----	----	Stk YM Prsdcy/Commrs	-----
C.	Advanced Trained where possible.	----	----	Stk YM Prsdcy/Commrs	-----
D.	Offer current training prior to each Stake Court of Honor.	----	----	Stk YM Prsdcy/Commrs	-----
E.	Train individual wards as needed.	----	----	Stk YM Prsdcy/Commrs	-----
F.	Develop shadow leadership.	----	----	Stk YM Prsdcy/Commrs	-----
G.	Strongly encourage monthly District Round Table participation for Charter Representatives (CRs) and all scouting leaders to receive current information and training upgrades.	----	----	Stk YM Prsdcy/Commrs	-----
H.	Commissioners give ongoing periodic personal support.	----	----	Stk YM Prsdcy/Commrs	-----
Objective 3					
Develop Exceptional Programs.					
Goals					
A.	Develop life-changing, positively memorable and leadership experiences for each young man.	----	----	All leadership	-----
B.	By providing CR instruction manual to each ward with follow-up one month later.	----	----	HC	-----
C.	By providing Venturer Leader Program Manuals to each ward with follow-up one month later.	----	----	HC/Ventr Comm	-----
D.	By providing Varsity Leader Program Manuals to each ward with follow-up one month later.	----	----	HC/Vars Comm	-----
E.	By providing Scouting Leader Program Manuals to each ward with follow-up one month later.	----	----	HC/Scoutg Comm	-----
F.	Bishops call 2-3 deep unit leadership, knowledgeable, exemplary.	----	----	BP/CORs	-----
G.	Ward units plan calendars to six months in advance--- 3 months detailed, using program materials.	----	----	CRs, Wd YM Prsdcy	-----
H.	Use Ward Key Scout Leaders Meeting to Coordinate activities.	----	----	CRs, Wd ldrship	-----
I.	Utilize Merit Badge Counselor information available from stake.	----	----	CRs, Stk YM Prsdcy	-----
J.	Fulfill Unit Quality Awards requirements.	----	----	CRs, Wd ldrship	-----
K.	Be sensitive to fulfill young men's individual needs.	----	----	All leadership	-----
L.	Leaders act creatively to identify YM merit badge requirements.	----	----	CRs/Wd ldrs	-----
M.	Raise up great spiritual leaders.	----	----	All leadership	-----

Stake Objectives and Goals

Start

Goal

Who

Completed

Objective 4

Increase Advancements, Awards and Make Courts of Honor More Effective

Goals

A.	Increase Ward Quality Awards from ___% (200_) to ___% (200_)	----	-----	CRs, Stk YM Prsdcy	-----
B.	Increase by 20% the number of rank advancements in each ward.	----	-----	All leadership	-----
C.	Increase by 20% the number of young men receiving Varsity and Venturer awards.	----	-----	All leadership	-----
D.	Increase by 40% Young men receiving On My Honor and Duty to God Awards.	----	-----	All leadership	-----
E.	Increase number of Eagle/Palm, Ranger, Venturer Silver Awards.	----	-----	All leadership	-----
G.	Each young man advance at least one rank and earn at least one or more merit badges every six months.	----	-----	All leadership	-----
F.	Increase the number of leaders receiving adult leadership awards.	----	-----	CRs	-----
H.	Stake Courts of Honor will provide:				
	Strong advancement and awards incentives.	----	-----	Stk YM Prsdcy	-----
	Strong high profile personal and group recognitions.	----	-----	Stk YM Prsdcy	-----
	Fun, exciting, competitive, brotherhood unity spirit.	----	-----	Stk YM Prsdcy	-----
	An awareness of each ward's activities.	----	-----	Stk YM Prsdcy	-----
	Visionary, uplifting, rewarding experiences.	----	-----	Stk YM Prsdcy	-----
	Introduction of New Scouts into Courts of Honor	----	-----	Stk YM Prsdcy	-----
	An annual Cub Scout Preview.	----	-----	Stk YM Prsdcy	-----
	Incentives for Varsity and Venturing.	----	-----	Stk YM Prsdcy	-----
	Periodic introduction of missionary work experiences.	----	-----	Stk YM Prsdcy	-----
	Periodic adult advanced training experience reports.	----	-----	Stk YM Prsdcy	-----
I.	One of the best continuous Courts of Honor in the area.	----	-----	All leadership	-----

Objective 5

Create a Significant Stake Web Site

Goals

A.	Develop an effective media of communication and information.	----	-----	Stk YM Presidency/Sec	-----
B.	Provide recognition, accounting, activity awareness, current news and information.	----	-----	Stk YM Presidency/Sec	-----
C.	Provide current calendar items of Stake, District and Council events, training, and Round Tables.	----	-----	Stk YM Presidency/Sec	-----
D.	Give current Courts of Honor results, awards, advancements.	----	-----	Stk YM Presidency/Sec	-----
E.	Show Eagle, Palms, Star, Life, Gold, Silver, Bronze awards, MVP's, prizes.	----	-----	Stk YM Presidency/Sec	-----
E.	Make Merit Badge Counselor information available to wards.	----	-----	Stk YM Presidency/Sec	-----
F.	Feature Young men achievements.	----	-----	Stk YM Presidency/Sec	-----
G.	List young men actually on record from each ward.	----	-----	Stk YM Presidency/Sec	-----
H.	Offer success stories, events, stake messages.	----	-----	Stk YM Presidency/Sec	-----
I.	Give helpful information: stake objectives, goals, missionaries called.	----	-----	Stk YM Presidency/Sec	-----
J.	Make Scouting Registration and Tour Permits downloadable.	----	-----	Stk YM Presidency/Sec	-----
K.	Uniforms availability.	----	-----	Stk YM Presidency/Sec	-----
L.	Share significant information with other internet scouting organizations.	----	-----	Stk YM Presidency/Sec	-----

Objective 6

Develop an Outstanding VOA (Venturer Officers Association)

Goals

A.	Structure and develop an inter-organization to and carry out business and exciting activities in behalf of all stake Venturers.	----	-----	Vent Comm/Wd YM Pres	-----
B.	Develop a strong, effective leadership and fully operational VOA.	----	-----	Vent Comm/Wd YM Pres	-----
C.	Generate participation by ward YM Presidents and Crews Presidents and Crew Vice Presidents from each ward.	----	-----	Vent Comm/Wd YM Pres	-----
D.	Each ward will be fully represented in each meeting as calendared.	----	-----	Vent Comm/Wd YM Pres	-----
E.	With YM as the leaders, determine the business and activities followed by close shadow leadership assistance.	----	-----	Vent Comm/Wd YM Pres	-----
F.	Direct exceptional activities towards young mens' interests.	----	-----	Vent Comm/Wd YM Pres	-----
G.	Develop Codes and Bylaws.	----	-----	Vent Comm/Wd YM Pres	-----
H.	Strengthen brotherhood and association of YM leaders and wards.	----	-----	Vent Comm/Wd YM Pres	-----
I.	Encourage and help all stake inactives to participate.	----	-----	Vent Comm/Wd YM Pres	-----

Objective 7

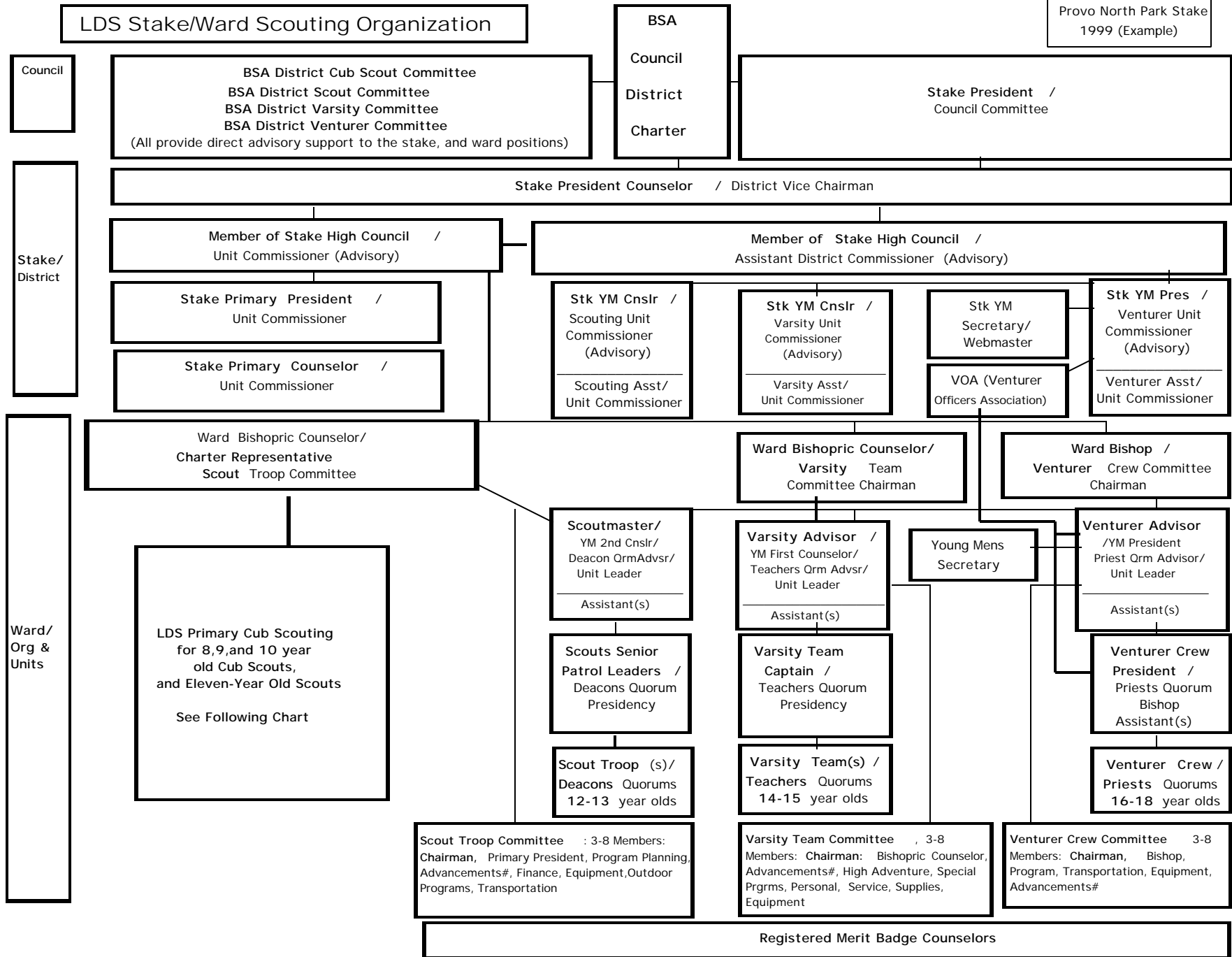
Encourage Increased Missionary Activity.

Goals

A.	Support appropriate motivation and guidelines to transition from scouting to the missionary experience, thereby increasing missionaries going into the field from ___%(200_) to ___%. (200_)	----	-----	Wd/Stk YM Prsdcy	-----
B.	Encourage missionary-type opportunities in each ward.	----	-----	Wd/Stk YM Prsdcy	-----
C.	Missionaries relate their mission experiences to Courts of Honor.	----	-----	Stk YM Prsdcy	-----

LDS Stake/Ward Scouting Organization

Provo North Park Stake
1999 (Example)



BSA District Cub Scout Committee
BSA District Scout Committee
BSA District Varsity Committee
BSA District Venturer Committee
(All provide direct advisory support to the stake, and ward positions)

BSA
Council
District
Charter

Stake President /
Council Committee

Stake President Counselor / District Vice Chairman

Member of Stake High Council /
Unit Commissioner (Advisory)

Member of Stake High Council /
Assistant District Commissioner (Advisory)

Stake Primary President /
Unit Commissioner

Stk YM Cnslr /
Scouting Unit
Commissioner
(Advisory)

Scouting Asst/
Unit Commissioner

Stk YM Cnslr /
Varsity Unit
Commissioner
(Advisory)

Varsity Asst/
Unit Commissioner

Stk YM
Secretary/
Webmaster

VOA (Venturer
Officers Association)

Stk YM Pres /
Venturer Unit
Commissioner
(Advisory)

Venturer Asst/
Unit Commissioner

Stake Primary Counselor /
Unit Commissioner

Ward Bishopric Counselor/
Charter Representative
Scout Troop Committee

Ward Bishopric Counselor/
Varsity Team
Committee Chairman

Ward Bishop /
Venturer Crew Committee
Chairman

LDS Primary Cub Scouting
for 8,9, and 10 year
old Cub Scouts,
and Eleven-Year Old Scouts

See Following Chart

Scoutmaster/
YM 2nd Cnslr/
Deacon Qrm Advsr/
Unit Leader

Assistant(s)

Varsity Advisor /
YM First Counselor/
Teachers Qrm Advsr/
Unit Leader

Assistant(s)

Young Mens
Secretary

Venturer Advisor
/YM President
Priest Qrm Advisor/
Unit Leader

Assistant(s)

Scouts Senior
Patrol Leaders /
Deacons Quorum
Presidency

Varsity Team
Captain /
Teachers Quorum
Presidency

Venturer Crew
President /
Priests Quorum
Bishop
Assistant(s)

Scout Troop (s) /
Deacons Quorums
12-13 year olds

Varsity Team(s) /
Teachers Quorums
14-15 year olds

Venturer Crew /
Priests Quorums
16-18 year olds

Scout Troop Committee : 3-8 Members:
Chairman, Primary President, Program Planning,
Advancements#, Finance, Equipment, Outdoor
Programs, Transportation

Varsity Team Committee , 3-8
Members: Chairman: Bishopric Counselor,
Advancements#, High Adventure, Special
Prgrms, Personal, Service, Supplies,
Equipment

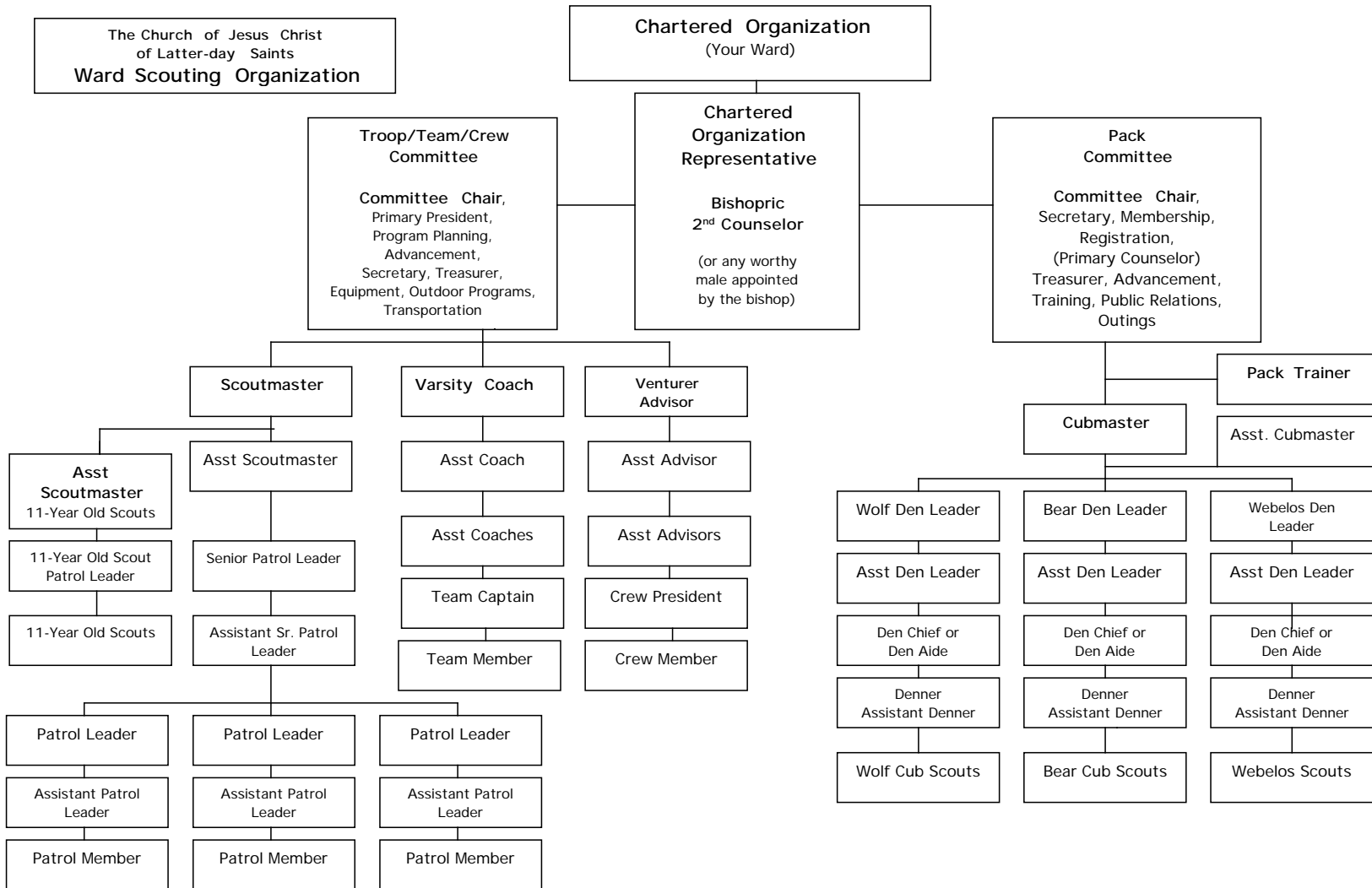
Venturer Crew Committee 3-8
Members: Chairman, Bishop,
Program, Transportation, Equipment,
Advancements#

Registered Merit Badge Counselors

Council

Stake/
District

Ward/
Org &
Units



Earn the Rank of Scout

Otherwise known as *Joining Requirements*

Page 4 of the Boy Scout Handbook

- * Meet the requirements: any boy who has completed the fifth grade or is 11 years old, or has earned the Arrow of Light Award, but is under 18 years of age.
 - * Submit a completed Boy Scout application and health history signed by your parent or guardian.
 - * Find a troop near your home.
 - * Repeat the Pledge of Allegiance.
 - * Demonstrate the Scout sign, salute, and handshake.
 - * Show how to tie a square knot.
 - * Understand and agree to live by the
 - * [The Scout Oath](#).
 - * [The Scout Law](#).
 - * [The Scout Motto](#).
 - * [The Scout Slogan](#).
 - * Outdoor Code.
 - * Describe [the Scout badge](#).
-

Earn the Rank of Tenderfoot

Pages 32-33, 438-439 of the Boy Scout Handbook

- * Present yourself to your leader, properly dressed, before going on an overnight camping trip. Show the camping gear you will use. Show the right way to pack and carry it.
- * Spend at least 1 night on a patrol or troop camp out. Sleep in a tent you have pitched on a ground bed you have prepared.
- * Demonstrate the following:
 - * How to whip and fuse the ends of a rope.
 - * Tying two half hitches and a tautline hitch.
- * Explain the rules of safe hiking, both on the highway and cross-country, during the day and at night. Explain what to do if you are lost.
- * Demonstrate how to display, raise, lower and fold the American flag.
- * Repeat from memory and explain in your own words:

- * [The Scout Oath.](#)
- * [The Scout Law.](#)
- * [The Scout Motto.](#)
- * [The Scout Slogan.](#)

- * Know your patrol name, give the patrol yell and describe the patrol flag.

- * Explain why we use the buddy system in scouting.

- * Record your best in the following tests:
- * Push-ups
- * Pull-ups
- * Sit-ups
- * Standing long jump
- * Run/walk 500 yards

- * After 30 Days show improvement in the above tests.

- * Identify local poisonous plants; tell how to treat for exposure to them.

- * Demonstrate the Heimlich maneuver and tell when it is used.

- * Show first aid for the following:
- * Simple cuts and scratches
- * Blisters on the hand and foot
- * Minor burns and scalds (first degree)
- * Bites or stings of insects and ticks
- * Poisonous snakebite
- * Nosebleed
- * Frostbite and sunburn

- * Participate in a Scoutmaster conference.

- Complete the board of review.

Earn the Rank of Second Class

Pages 64-65, 440-441 of the Boy Scout Handbook

- * Demonstrate how a compass works and how to orient a map. Explain what map symbols mean.

- * Using a compass and a map you've drawn, take a 5-mile hike (or 10 miles on bike) approved by your adult leader and your parent or guardian.

- * Since joining, have participated in 5 separate Troop/Patrol activities (other than Troop/Patrol meetings), 2 of which included camping overnight.

- * On one of these campouts, select your patrol site and sleep in a tent that you pitched.

- * On a camp out, demonstrate proper care, sharpening, and use of knife, ax, and saw, and describe when they should be used.

- * Use the tools listed above to prepare tinder, kindling, and fuel for a cooking fire.
- * Discuss when it is appropriate to use a cooking fire and a lightweight stove. Discuss the safety procedures for using both.
- * Demonstrate how to light a fire and a lightweight stove.
- * On one campout, plan and cook over an open fire one hot breakfast or lunch for yourself, selecting foods from the four basic food groups. Explain the importance of good nutrition. Tell how to transport, store, and prepare the foods you selected.
- * Participate in a flag ceremony for your school, religious institution, chartered organization, community, or Troop activity.
- * Participate in an approved service project (minimum of 1 hour).
- * Identify or show evidence of at least 10 wild animals found in your community.
- * Show what to do for hurry cases of stopped breathing, serious bleeding and internal poisoning.
- * Prepare a personal first aid kit to take with you on a trip.
- * Show first aid for the following:
 - * Object in the eye
 - * Bite of a suspected rabid animal
 - * Puncture wounds from a splinter, nail and fishhook
 - * Serious burns (second degree)
 - * Heat exhaustion
 - * Shock
 - * Heatstroke, dehydration, hypothermia, and hyperventilation
- * Tell what precautions must be taken for a safe swim. Demonstrate your ability to jump feet first into water over your head in depth, level off and swim 25 feet on the surface, stop, turn sharply, resume swimming, then return to your starting place.*
- * Demonstrate water rescue methods by reaching with your arm or leg, by reaching with a suitable object, and by throwing lines and objects.* Explain why swimming rescues should not be attempted when a reaching or throwing rescue is possible, and explain why and how a rescue swimmer should avoid contact with the victim.
- * Participate in a school, community, or Troop program on the dangers of using drugs, alcohol, tobacco, and other practices that are harmful to your health. Discuss your participation with your family.
- * Demonstrate Scout spirit by living the Scout Oath and Scout Law in your everyday life.
- * Participate in a Scoutmaster conference.
- * Complete the board of review.
- * This requirement may be waived by the troop committee for medical or safety

Earn the Rank of First Class

Pages 112-113, 442-443 of the Boy Scout Handbook

- * Demonstrate how to find directions during the day and at night without using the compass.
- * Using a compass, complete an orienteering course that covers at least 1 mile and requires measuring the height and/or width of designated items (tree, tower, canyon, ditch, etc.)
- * Since joining, have participated in ten separate troop/patrol activities (other than troop/patrol meetings), three of which include camping over night
- * Help plan a patrol menu for one campout-including one breakfast, lunch, and dinner-that requires cooking. Tell how the menu includes the four basic food groups and meets nutritional needs.
- * Using the menu planned in requirement 4a, make a list showing the cost and food amounts needed to feed three or more boys and secure the ingredients.
- * Tell which pans, utensils, and other gear will be needed to cook and serve these meals.
- * Explain the procedures to follow in the safe handling and storage of fresh meats, dairy products, eggs, vegetables, and other perishable food products. Tell how to properly dispose of camp garbage, cans, plastic containers, and other rubbish.
- * On one camp-out, serve as your patrol's cook. Supervise your assistant(s) in using a stove or building a cooking fire. Prepare the breakfast, lunch, and dinner planned in requirement 4a. Lead your patrol in saying grace at the meals, and supervise cleanup.
- * Visit and discuss with a selected individual approved by your leader (elected official, judge, attorney, civil servant, principal, teacher) your constitution rights and obligations as a US citizen.
- * Identify or show evidence of at least 10 kinds of native plants found in your community.
- * Discuss when you should and should not use lashings.
- * Demonstrate tying the timber hitch and clove hitch and their use in a square, shear, and diagonal lashing by joining 2 or more poles or staves together.
- * Demonstrate tying the timber hitch and clove hitch and their use in a square, shear, and diagonal lashing by joining 2 or more poles or staves together.
- * Use lashings to make a useful camp gadget.
- * Demonstrate tying the bowline (rescue) knot and tell how it's used in rescues.
- * Demonstrate bandages for a sprained ankle and for injuries on the head, the upper arm, collarbone.

- * Show how to transport (by yourself and with one other person) a person:
 - * from a smoke filled room
 - * with a broken leg (for at least 25 yards)

 - * Tell the five most common signs of a heart attack. Explain the steps (procedures) in cardiopulmonary resuscitation (CPR).

 - * Tell what precautions must be taken for a safe trip afloat.

 - * Demonstrate your ability to swim 75 yards using one or more of the following strokes: sidestroke, breaststroke, trudgen, or crawl; then swim 25 yards using an easy resting backstroke, and finish by floating (rest) as motionless as possible for 1 minute (BSA swimmers test).*

 - * Demonstrate survival skills by leaping into deep water wearing clothes (shoes, socks, swim trunks, long pants, belt, and long sleeved shirt). Remove shoes and socks, inflate the shirt, and show that you can float using the shirt for support. Remove and inflate the pants for support. Swim 50 feet using the inflated pants for support, then show how to reinflate the pants while using them for support.*

 - * With a helper and a practice victim, show a line rescue both as tender and as rescuer. (The practice victim should be approximately 30 feet from shore in deep water.)

 - * Demonstrate scout spirit by living the Scout Oath (Promise) and Scout Law in your everyday life.

 - * Participate in a Scoutmaster conference.

 - * Complete the board of review.
 - * * This requirement may be waived by the troop committee for medical or safety reasons.
-

Earn the Rank of Star

Pages 177, 444 of the Boy Scout Handbook

- * Be active in your troop and patrol for at least 4 months as First Class Scout

- * Demonstrate Scout spirit by living the Scout Oath (Promise) and Scout Law in your everyday life.

- * Earn 6 merit badges, including 4 from the required list for Eagle.

- * While a First Class Scout, take part in service projects totaling at least 6 hours of work. These projects must be approved by your Scoutmaster.

- * While a First Class Scout, serve actively 4 months in one or more of the following positions of responsibility (or carry out a Scoutmaster-assigned leadership to help the troop/team):
in a **Boy Scout troop**
 - * Patrol Leader
 - * Senior Patrol Leader
 - * Assistant Senior Patrol Leader
 - * Troop Guide

- * Den Chief
- * Scribe
- * Librarian
- * Historian
- * Quartermaster
- * Bugler
- * Junior Assistant Scoutmaster
- * Chaplain Aide
- * Instructor

Or in a **Varsity Scout team**

- * Captain
- * Co-captain
- * Program manager
- * Squad leader
- * Team secretary
- * Librarian
- * Historian
- * Quartermaster
- * Chaplain Aide
- * Instructor
- * Den Chief

- * Participate in a Scoutmaster conference.

- Complete the board of review.

Earn the Rank of Life

Pages 178, 445 of the Boy Scout Handbook

- * Be active in your troop and patrol for at least 6 months as Star Scout
- * Demonstrate Scout spirit by living the Scout Oath (Promise) and Scout Law in your everyday life.
- * Earn 5 more merit badges (so that you have 11 in all), including any 3 from the required list for Eagle.
- * While a Star Scout, take part in service projects totaling at least 6 hours of work. These projects must be approved by your Scoutmaster.
- * While a Star Scout, serve actively 6 months in one or more of the following positions of responsibility (or carry out a Scoutmaster-assigned leadership to help the troop/team):

In a **Boy Scout troop**

- * Patrol Leader
- * Senior Patrol Leader
- * Assistant Senior Patrol Leader
- * Troop Guide
- * Den Chief
- * Scribe

- * Librarian
- * Historian
- * Quartermaster
- * Bugler
- * Junior Assistant Scoutmaster
- * Chaplain Aide
- * Instructor

Or in a **Varsity Scout team**

- * Captain
- * Co-captain
- * Program manager
- * Squad leader
- * Team secretary
- * Librarian
- * Historian
- * Quartermaster
- * Chaplain Aide
- * Instructor
- * Den Chief

- * Participate in a Scoutmaster conference.

- Complete the board of review.

Earn the Rank of Eagle

Pages 180-181, 446-447 of the Boy Scout Handbook

- * Be active in your troop and patrol for at least 6 months as Life Scout
- * Demonstrate Scout spirit by living the Scout Oath (Promise) and Scout Law in your everyday life.
- * Earn 10 more merit badges (so that you have 21 in all), including the following:
 - * First Aid
 - * Citizenship in the Community
 - * Citizenship in the Nation
 - * Citizenship in the World
 - * Communications
 - * Personal Fitness
 - * Emergency Preparedness
 - * or Lifesaving
 - * Environmental Science
 - * Personal Management
 - * Swimming
 - * or Hiking
 - * or Cycling
 - * Camping
 - * Family Life

* While a Life Scout, serve actively 6 months in one or more of the following positions of responsibility:

In a Boy Scout troop

- * Senior Patrol Leader
- * Assistant Senior Patrol Leader
- * Troop Guide
- * Den Chief
- * Scribe
- * Librarian
- * Historian
- * Quartermaster
- * Bugler
- * Junior Assistant Scoutmaster
- * Chaplain Aide
- * Instructor

Or in a Varsity Scout team

- * Captain
- * Co-captain
- * Program manager
- * Squad leader
- * Team secretary
- * Librarian
- * Historian
- * Quartermaster
- * Chaplain Aide
- * Instructor
- * Den Chief

* While a Life Scout, plan, develop, and give leadership to others in a service project helpful to any religious institution, any school, or your community. (The project should benefit an organization other than Boy Scouting.) The project idea must be approved by the organization benefiting from the effort, your Scoutmaster and troop committee, and the council or district before you start. You must use the Life to Eagle packet, BSA publication No.18-927, in meeting this requirement.

* Participate in a Scoutmaster conference.

* Complete the board of review.

**Ward
Aaronic
Priesthood/
Adult Scouting
Job
Descriptions**

The following Ward Scouting position descriptions are intended *only* as an initial guide.

They also are provided on the web to be adapted as needed, and not unchangeable.

The purpose:

At the time when a new leader is given a calling in the Scouting organization by the ward bishop, these one-two page information sheets can provide a basic understanding of the nature of the call, and enable that person to become effective more quickly.

All Guidebook materials herein will be passed on to your successor so that your ward program will continue.

Your FIRST job is---
TO GET YOU
AND YOUR LEADERS TRAINED!
Through your ward, stake, district and council:
FAST START--immediately,
BASIC TRAINED--within two weeks,
ADVANCED--later when you can.

Ward YM Presidency Second Counselor / Deacons Quorum Advisor/ Ward Scoutmaster

(Your Name)

Wherefore, now let every man learn his duty, and to act in the office in which he is appointed, in all diligence.
D&C 107:99

The Purposes of Your Calling:

Through your ward outlined Scouting Program, help the assigned young men in your ward, ages 12 and 13 achieve the purposes of LDS Scouting.

The purposes of LDS Scouting are twofold. Those of the Aaronic Priesthood are:

(1) Become converted to the gospel of Jesus Christ and live by its teachings. (2) Magnify Priesthood callings and fulfill responsibilities of his priesthood office. (3) Give meaningful service. (4) Prepare to receive the Melchizedek Priesthood and temple ordinances. (5) Commit to, prepare for, and serve an honorable full-time mission. (6) Prepare to become a worthy husband and father.

The second purpose, according to the Utah National Parks Council:

It is the mission of the Boy Scouts of America to serve others by helping to instill values in young people, and other ways to prepare them to make ethical choices during their lifetime in achieving their full potential. The values we strive to instill are based on the Scout Oath and Law. The aims of Scouting are to develop in youth (1) a strong ethical character, (2) an active, participating citizenship, including leadership ability, and (3) personal fitness: physical, mental, emotional and moral.

Guidelines of Your Stewardship:

- Under the direction of the bishopric, you may be called to be an Advisor to the deacons, may also serve as a counselor in the Young Mens Presidency, and as the Scoutmaster.
- Register with the Boy Scouts of America and correctly wear the full Scout leaders uniform.
- Become trained with Scout Fast Start, Basic Training, then Advanced Woodbadge training if possible.
- Get to know and become closely aware of all Scout troop and quorum members.
- The Eleven-Year Old Scouts function separately, but they sometimes coordinate with the troop.
- When possible, be a shadow leader to the young men, thereby helping them develop their leadership capabilities.
- Maintain a Personal Achievement Record on each young man to be reviewed with the bishopric member (CR) every six months.
- Assist the young men, particularly the Senior Patrol Leader, to conduct weekly regular Mutual troop meetings, quorum meetings and Scout unit planning after the quorum business has concluded in the quorum presidency meeting.
- Plan a general tentative balanced schedule of activities for the entire troop year. Then further, plan and develop a more detailed next-three-month calendar to be approved by the Bishop in the monthly Key Scout Leaders Meeting.
- Meet weekly as part of mutual. Develop and conduct one outdoor activity at least every two months, such as camping, camporee, and attend one long-term camp during the year.
- Each young man should advance at least one rank and achieve three merit badges or more every six months.
- Supervise a balanced Scouting Program with five fields of emphasis: (1) Physical Fitness; (2) Personal Development; (3) Outdoors; (4) Citizenship; and (5) Troop and Patrol Participation.
- Scouting is part of the quorum presidency's responsibilities, but the Sunday quorum instruction period should not become a Scout planning session.
- Become well acquainted with your resource materials; review Scouting training videos if available.
- Maintain the standards of a BSA chartered organization.

- Constantly train Troop members to plan and operate a Quality Award Program, to wear the Scout uniform, and to continue their individual advancement.
- Advise, guide and implement the Troop BSA program as outlined through its members.
- Develop needed activity support and secure adult help and resources through the adult Scout Troop Committee as part of monthly committee meetings.
- Plan and carry out activities with a priesthood purpose.
- Become proficient at being a good leader developer, through study, awareness and application.
- For insurance coverage, your protection, and risk management purposes, Local Tour Permit Applications are mandatory, to be submitted two weeks in advance at the Scout Service Center for outside-the-ward activities involving travel.
- Maintain at least two-deep leadership in **all** activities.
- Encourage parent involvement and support.
- Report regularly to your designated member of the Bishopric.
- Rule One: Make **it fun!**

Qualifications You Should Develop

- Ability to work closely with young men.
- Ability to organize time effectively.
- Ability to develop leadership and troop spirit, and follow the Church and Scouting Program as outlined.
- A testimony and good relationship with the Lord

Meetings/Activities to attend

- Weekly Troop meetings, and a monthly Presidency /Scout planning meeting.
- Monthly ward Key Scout Leaders Meeting.
- Troop Committee planning meetings.
- District Round Table on Second Thursday of each month.
- Stake Courts of Honor to receive awards earned.
- District and Council activities support
- General church meetings.
- Appropriate stake YM and YM/YW activities, i.e., Standards Night, Sports, etc.

Average amount of time spent in your calling per week: 5-7 hours

Handbooks or supplemental materials available to help you:

Scouting Handbook (LDS); Church Handbook of Instruction Book 2, Section 2 (LDS); Boy Scout Handbook #33105 (BSA); Scoutmaster Handbook #33009; Troop Program Resources #33588; Troop Program Features, Volumes. I, II, III #'s33110, 33111, 33112; Flag Ceremonies #U270 Council Calendar (BSA); Duty to God and On My Honor Awards forms (LDS). Boy Scout Fast Start Video #AV026. (Materials shared with Assistant Scoutmaster)

When you have fulfilled this calling, your materials should be turned over to your successor or the bishop.

Deacons Quorum Assistant Advisor/ Ward Assistant Scoutmaster

(Your Name)

Wherefore, now let every man learn his duty, and to act in the office in which he is appointed, in all diligence.
D&C 107:99

The Purposes of Your Calling:

Through your ward outlined Scouting Program, **help the assigned young men in your ward, ages 12 and 13 achieve the purposes of LDS Scouting.**

The purposes of LDS Scouting are twofold. Those of the Aaronic Priesthood are:

(1) Become converted to the gospel of Jesus Christ and live by its teachings. (2) Magnify Priesthood callings and fulfill responsibilities of his priesthood office. (3) Give meaningful service. (4) Prepare to receive the Melchizedek Priesthood and temple ordinances. (5) Commit to, prepare for, and serve an honorable full-time mission. (6) Prepare to become a worthy husband and father.

The second purpose, according to the Utah National Parks Council:

It is the mission of the Boy Scouts of America to serve others by helping to instill values in young people, and other ways to prepare them to make ethical choices during their lifetime in achieving their full potential. The values we strive to instill are based on the Scout Oath and Law. The aims of Scouting are to develop in youth (1) a strong ethical character, (2) an active, participating citizenship, including leadership ability, and (3) personal fitness: physical, mental, emotional and moral.

Guidelines of Your Stewardship

- Under the direction of the bishopric, you may be called to be an assistant Advisor to the deacons, and may also serve as the Assistant Scoutmaster.
- Register with the Boy Scouts of America and correctly wear the full Scout Leaders uniform.
- Become trained with Scout Fast Start, Basic Training, then Advanced Woodbadge training if possible.
- Get to know and become closely aware of all Scout troop and quorum members.
- The Eleven-Year Old Scout leaders and Eleven-Year Old Scouts function separately, but they sometimes coordinate with the troop.
- When possible, be a shadow leader to the young men, thereby helping them develop their leadership capabilities.
- Assist the young men to conduct weekly regular Mutual troop meetings, quorum meetings and Scout unit planning after the quorum business has concluded in the quorum presidency meeting.
- Assist in the planning of a general tentative balanced schedule of activities for the entire troop year. Then further, plan and develop a more detailed next-three-month calendar to be approved by the Bishop in the monthly Key Scout Leaders Meeting.
- Develop and conduct one outdoor activity at least every two months, such as camping, camporee, etc.
- Assist in the supervision of a balanced Scouting Program with five fields of emphasis: (1) Physical Fitness; (2) Personal Development; (3) Outdoors; (4) Citizenship; and (5) Troop and Patrol Participation.
- Each young man should advance at least one rank and achieve three merit badges or more every six months.
- Scouting is part of the quorum presidency's responsibilities, but the Sunday quorum instruction period should not become a Scout planning session.
- Become well acquainted with your resource materials; review Scouting training videos if available.
- Maintain the standards of a BSA chartered organization.
- Constantly train Troop members to plan and operate a Quality Award Program, to wear the Scout uniform, and to continue their individual advancement.
- Advise, guide and implement the Troop BSA program as outlined through its members.

- Develop needed activity support and secure adult help and resources through the adult Scout Troop Committee as part of monthly committee meetings.
- Plan and carry out activities with a priesthood purpose.
- Become proficient at being a good leader developer, through study, awareness and application.
- For insurance coverage, your protection, and risk management purposes, Local Tour Permit Applications are mandatory, to be submitted two weeks in advance at the Scout Service Center for outside-the-ward activities involving travel.
- Maintain at least two-deep leadership in **all** activities
- Encourage parent involvement and support.
- Report regularly to your designated member of the Bishopric.
- Rule One: Make **it fun!**

Qualifications You Should Develop

- Ability to work closely with young men and leaders.
- Ability to organize time effectively.
- Ability to develop leadership and troop spirit, and follow the Church and Scouting Program as outlined.
- A testimony and good relationship with the Lord.

Meetings/Activities to attend

- Weekly Troop meetings, and a monthly Presidency /Scout planning meeting.
- Monthly ward Key Scout Leaders Meeting.
- Troop Committee planning meetings.
- District Round Table on Second Thursday of each month.
- Stake Courts of Honor to receive awards earned.
- District and Council activities support
- General church meetings.
- Appropriate stake YM and YM/YW activities, i.e., Standards Night, Sports, etc.

Average amount of time spent in your calling per week: 5-7 hours

Handbooks or supplemental materials available to help you:

Scouting Handbook (LDS); Church Handbook of Instruction Book 2, Section 2 (LDS); Boy Scout Handbook #33105 (BSA); Scoutmaster Handbook #33009; Troop Program Resources #33588; Troop Program Features, Volumes. I, II, III#33110, 33111, 33112; Council Calendar (BSA); Duty to God and On My Honor Awards forms (LDS). (Materials shared with Scoutmaster)

When you have fulfilled this calling, your materials should be turned over to your successor or the bishop.

Scout Troop/Team/Crew Committee Member

(Your Name)

Wherefore, now let every man learn his duty, and to act in the office in which he is appointed, in all diligence.
D&C 107:99

The Purpose of Your Calling:

Through your ward-outlined Scouting Program, help the assigned young men in your ward ages 11 to 18 achieve the purposes of LDS Scouting.

The purposes of LDS Scouting are two-fold. Those of the Aaronic Priesthood are:

(1) Become converted to the gospel of Jesus Christ and live by its teachings. (2) Magnify Priesthood callings and fulfill responsibilities of his priesthood office. (3) Give meaningful service. (4) Prepare to receive the Melchizedek Priesthood and temple ordinances. (5) Commit to, prepare for, and serve an honorable full-time mission. (6) Prepare to become a worthy husband and father.

The second purpose, according to the Utah National Parks Council :

It is the mission of the Boy Scouts of America to serve others by helping to instill values in young people, and other ways to prepare them to make ethical choices during their lifetime in achieving their full potential. The values we strive to instill are based on the Scout Oath and Law. The aims of Scouting are to develop in youth (1) a strong ethical character, (2) an active, participating citizenship, including leadership ability and (3) personal fitness: physical, mental, emotional and moral.

Guidelines of Your Stewardship

- Register with the Boy Scouts of America as an adult leader.
- Attend Basic Training course related to the type unit of which you are a member---troop, team or crew.
- Attend at the monthly committee meeting as part of the monthly ward Key Scout Leaders meeting.
- Get to know and become closely aware of all leaders and young men in your ward unit.
- Study and use the Troop/Team or Crew committee Guidebooks.
- Learn how you can support your assigned unit.
- Assist the unit to run a Quality Award program.
- Determine that all Scouting units are planning tentatively one year ahead in their programs and definitely programs three months in advance. Refer to the Scouting Magazine for assistance.
- Read manuals, understand program, and review Scouting videos if available.
- Maintain the standards of a chartered organization and BSA.
- Actively participate in Scouting activities.
- As an adult support committee provide resources and give needed assistance to your assigned unit
- Become proficient at being a good leader developer, through study, awareness, and application.
- As an adult support committee, arrange for trip permits for all outside the ward activities involving travel.
- Ensure support of BSA Council and District Activities.
- Be aware of unit's program calendaring and plan development supports well in advance. Refer to the *Scouting Magazine* for assistance.
- Ensure that program policies and guidelines are followed.
- Give committee cooperative support to unit leaders so that they are not running the program by themselves.
- **Rule One: Make it fun!**

Qualifications you should develop

- Ability to work closely with young men and other committee persons.
- Ability to organize time effectively.
- Ability to develop leadership and team spirit.
- Willingness to serve.
- A testimony and good relationship with the Lord

Meetings/Activities

- Attend the monthly ward Key Scout Leaders committee meeting portion.
- Attend District Roundtable.

Average amount of time spent in your calling per week: 2-4 hours

Handbooks or supplemental materials available to help you:

Scouting Handbook (LDS), Aaronic Priesthood Leadership Handbook (LDS), Scouting Handbook, Troop Committee Guidebook #34416B, Duty to God and On My Honor Awards (LDS)

When you have fulfilled this calling, these materials should be turned over to your successor, the bishop, or the Charter Organization Representative.

Scout Advancement Committee Member

(Your Name)

Wherefore, now let every man learn his duty, and to act in the office in which he is appointed, in all diligence.
D&C 107:99

The Purpose of Your Calling

Through your ward-outlined Scouting Program, help the assigned young men in your ward ages 11 to 18 achieve the purposes of LDS Scouting.

The purposes of LDS Scouting are two-fold. Those of the Aaronic Priesthood are:

(1) Become converted to the gospel of Jesus Christ and live by its teachings. (2) Magnify Priesthood callings and fulfill responsibilities of his priesthood office. (3) Give meaningful service. (4) Prepare to receive the Melchizedek Priesthood and temple ordinances. (5) Commit to, prepare for, and serve an honorable full-time mission. (6) Prepare to become a worthy husband and father.

The second purpose, according to the Utah National Parks Council:

It is the mission of the Boy Scouts of America to serve others by helping to instill values in young people, and other ways to prepare them to make ethical choices during their lifetime in achieving their full potential. The values we strive to instill are based on the Scout Oath and Law. The aims of Scouting are to develop in youth (1) a strong ethical character, (2) an active, participating citizenship, including leadership ability and (3) personal fitness: physical, mental, emotional and moral.

Guidelines of Your Stewardship

- Register with the Boy Scouts of America.
- Attend Fast Start and Basic Training course related to the type unit of which you are member---troop, team, or crew.
- Attend the monthly committee meeting as part of the monthly ward Key Scout Leaders meeting.
- Get to know and become closely aware of all leaders and young men in your ward unit.
- Study and use the Troop/Team or Crew committee Guidebooks.
- Learn how you can support your assigned unit.
- Arrange for badges and ceremonies at the monthly meetings
- Be responsible for arranging the monthly board of review
- Serve as an advisor to Patrol Leaders Council board of Review.
- Be familiar with BSA advancement requirements and changes and adhere to BSA advancement guidelines.
- Maintain the Personal Achievement Record for each young man.
- Be responsible for Court of Honor if held in the ward.
- Develop and maintain Merit Badge Counselor list and pass on to stake and District.
- Be responsible to coordinate advancement information to the individual's Personal Achievement Record as maintained by the member of the bishopric (CR) and the particular Scouting leader.
- Make up Troop Advancement report and arrange for badges.
- Promote Quality advancement in the units.

Qualifications you should develop

- Ability to work closely with young men and other committee persons.
- Ability to organize time effectively.
- Ability to develop leadership and team spirit.
- Willingness to serve.
- A testimony and good relationship with the Lord

Meetings/Activities

- Attend the monthly ward Key Scout Leaders committee meeting portion.
- Attend District Roundtable.

Average amount of time spent in your calling per week: 2-4 hours

Handbooks or supplemental materials available to help you:

Scouting Handbook (LDS), Aaronic Priesthood Leadership Handbook (LDS), Boy Scout Handbook #33105, Troop Committee Guidebook #34416B, Duty to God and On My Honor Awards (LDS)
Utilize appropriate computer software to manage information if possible.

When you have fulfilled this calling, these materials should be turned over to your successor or the bishop.

Scouting Secretary-Treasurer

(Your Name)

Wherefore, now let every man learn his duty, and to act in the office in which he is appointed, in all diligence.
D&C 107:99

The Purpose of Your Calling

Through your ward-outlined Scouting Program, help the assigned young men in your ward ages 11 to 18 to achieve the purposes of LDS Scouting.

The purposes of LDS Scouting are two-fold. Those of the Aaronic Priesthood are:

(1) Become converted to the gospel of Jesus Christ and live by its teachings. (2) Magnify Priesthood callings and fulfill responsibilities of his priesthood office. (3) Give meaningful service. (4) Prepare to receive the Melchizedek Priesthood and temple ordinances. (5) Commit to, prepare for, and serve an honorable full-time mission. (6) Prepare to become a worthy husband and father.

The second purpose, according to the Utah National Parks Council :

It is the mission of the Boy Scouts of America to serve others by helping to instill values in young people, and other ways to prepare them to make ethical choices during their lifetime in achieving their full potential. The values we strive to instill are based on the Scout Oath and Law. The aims of Scouting are to develop in youth (1) a strong ethical character, (2) an active, participating citizenship, including leadership ability and (3) personal fitness: physical, mental, emotional and moral.

Guidelines of your Stewardship

- Register with the Boy Scouts of America.
- Keep minutes of the Key Scout Committee meetings.
- Assist organizing money-earning projects with leaders.
- Handle all unit funds following Church and BSA financial procedures.
- Be responsible for accident insurance program.
- Help with all Scouts records, especially advancement histories.
- Prepare a periodic parent newsletter, email, or website.
- The ward budget allowance covers all Primary expense, including those associated with Cub Scouting, and Scouting for Eleven-Year Old Scouts.

Meetings/Activities

- Attend the monthly ward Key Scout Leaders committee meeting portion.
- Attend District Roundtable monthly.

Average amount of time spent in your calling per week: 4-6 hours

Handbooks or supplemental materials available to help you:

Scouting Handbook (LDS), Aaronic Priesthood Leadership Handbook (LDS), Boy Scout Handbook (BSA) Troop Committee Guidebook (BSA), Utilize appropriate computer software to manage information if possible.

When you have fulfilled this calling, these materials should be turned over to your successor, the bishop, or the Charter Organization Representative.

Scout Patrol Leader Job Descriptions

Patrols

The Scout troop is made up of patrols. A patrol is a grouping of up to twelve young men who work together. Each patrol has its own boy leader, called a senior patrol leader, who is also usually the quorum president and nominated by the bishopric and sustained by the priesthood quorum members, which for Scouting purposes constitutes an election, but may be another worthy young man whether a member of the Church or not.

The quorum president/Senior Patrol Leader, with help from his quorum adviser(s), can use a portion of their quorum meeting on a monthly basis to plan the program for their Scout unit. This may be held after the quorum business has concluded in the presidency meeting.

The *New Scout patrol* is composed of young men who are 11 years old.

The *experienced Scout Patrol* is made up of young men who are 12 and 13.

The Patrol Method

The patrol, often made up of young men of similar ages and experience levels, helps its members develop a sense of pride and identity. The senior patrol leader assigns the jobs to be done and shares in the satisfaction of accepting and fulfilling group responsibilities.

The Troop's Youth Leaders

The troop is actually run by its boy leaders, with the direct guidance of the Priesthood Advisor(s) acting as Scoutmaster and assistant Scoutmaster who together plan the program, conduct troop meetings and provide leadership among the troop peers.

Junior Leader Positions

Senior Patrol Leader--He is in charge of the troop meetings and during outdoor adventures. He represents the patrol on and takes charge of the monthly planning meeting. And in consultation with the Scoutmaster, appoints other junior leaders and assigns specific responsibilities as needed. He is the one who makes things happen.

Assistant Senior Patrol Leaders--fills in for the senior patrol leader in his absence. He also is responsible for training and giving direction to the quartermaster, scribe, troop historian, librarian, and instructors.

Troop Senior Patrol Leader

(Your Name)

Wherefore, now let every man learn his duty, and to act in the office in which he is appointed, in all diligence.
D&C 107:99

The Purposes of Your Leadership:

Through your ward outlined Scouting Program, **help the assigned young men in your ward, ages 12 and 13 achieve the purposes of LDS Scouting.**

The purposes of LDS Scouting are two-fold. Those of the Aaronic Priesthood are:

(1) Become converted to the gospel of Jesus Christ and live by its teachings. (2) Magnify Priesthood callings and fulfill responsibilities of his priesthood office. (3) Give meaningful service. (4) Prepare to receive the Melchizedek Priesthood and temple ordinances. (5) Commit to, prepare for, and serve an honorable full-time mission. (6) Prepare to become a worthy husband and father.

The second purpose, according to the Utah National Parks Council:

It is the mission of the Boy Scouts of America to serve others by helping to instill values in young people, and other ways to prepare them to make ethical choices during their lifetime in achieving their full potential. The values we strive to instill are based on the Scout Oath and Law. The aims of Scouting are to develop in youth (1) a strong ethical character, (2) an active, participating citizenship, including leadership ability and (3) personal fitness: physical, mental, emotional and moral.

Guidelines of Your Stewardship

- Conduct troop meetings and activities with the shadow assistance of the Scoutmaster and Assistant Scoutmaster.
- Conduct Troop Leadership Meetings.
- With the help and advice of the Scoutmaster, select and appoint the Assistant Senior Patrol Leader, Patrol Leaders and other leadership positions within the troop and patrols.
- Lead your troop during Scout courts of Honor.
- Maintain a high troop spirit, enthusiasm and active participation in all troop activities.
- Set a high standard and example of Scouting leadership.
- Live the Scout Oath and Law daily. Show Scout Spirit.
- Study the Scouting handbooks, Scouting videos if available, and other resource materials, and energetically pursue training and Advanced Leadership opportunities.
- Wear and encourage the troop to wear the full Scout uniform.
- Get to know and become closely aware of all troop members.
- Assist the troop members by conducting weekly regular troop meetings and a monthly patrol leaders' council meeting.
- As the troop leader and with the help of the Assistant Senior Patrol Leader, Patrol Leaders, the troop, and the Scoutmaster, develop a general one-year activity calendar plan. Then plan a more detailed calendar for the immediate next three months in advance to be approved by the Bishop in Key Scout Leaders Meeting.
- Develop and conduct at least one campout, summer camp or camporee experience within every two months.
- Maintain the standards of a chartered organization and BSA.
- Continuously train Troop members to plan and operate a Quality Award program.
- Utilize adult help and resources as needed through your adult troop committee.
- Implement a balanced Scouting Program with five fields of emphasis: (1) Physical Fitness (2) Citizenship, (3) Personal Development, (4) Outdoor, (5) Troop and Patrol Participation of advancement toward the Eagle.
- Plan and carry out activities with a priesthood purpose.
- Become proficient at being a good leader developer, through study, awareness and application.
- Through the adult Troop Committee, ensure that trip permits are completed for all outside the ward activities involving travel.
- Do more than what is simply required.
- Be in touch regularly with your Scoutmaster and make this year your best year yet.

- Rule One: Make **it fun!**

Qualifications You Should Develop

- Ability to work closely with troop members.
- Ability to organize time effectively.
- Ability to develop leadership and troop spirit and follow the Scouting Program as outlined.
- A testimony and good relationship with the Lord.

Meetings/Activities to attend

- Weekly Mutual Troop meetings, and a monthly planning meeting.
- Stake Courts of Honor to receive awards earned.
- District and Council activities.
- General church meetings.
- Appropriate stake YM and YM/YW activities, i.e., Standards Night, sports, etc.

Average amount of time spent in your Leadership per week: 1-3 hours

Handbooks or supplemental materials available to help you:

Boy Scout Handbook (BSA), The (BSA), Troop Program Features, Vol I, II, III, (BSA), Scouting Handbook (LDS), Duty to God and On My Honor Awards forms (LDS)

When you have fulfilled your Leadership, your materials should be turned over to your successor or the Scoutmaster.

Troop Assistant Senior Patrol Leader

(Your Name)

Wherefore, now let every man learn his duty, and to act in the office in which he is appointed, in all diligence.
D&C 107:99

The Purposes of Your Leadership:

Through your ward outlined Scouting Program, **help the assigned young men in your ward, ages 12 and 13 achieve the purposes of LDS Scouting.**

The purposes of LDS Scouting are two-fold. Those of the Aaronic Priesthood are:

(1) Become converted to the gospel of Jesus Christ and live by its teachings. (2) Magnify Priesthood callings and fulfill responsibilities of his priesthood office. (3) Give meaningful service. (4) Prepare to receive the Melchizedek Priesthood and temple ordinances. (5) Commit to, prepare for, and serve an honorable full-time mission. (6) Prepare to become a worthy husband and father.

The second purpose, according to the Utah National Parks Council:

It is the mission of the Boy Scouts of America to serve others by helping to instill values in young people, and other ways to prepare them to make ethical choices during their lifetime in achieving their full potential. The values we strive to instill are based on the Scout Oath and Law. The aims of Scouting are to develop in youth (1) a strong ethical character, (2) an active, participating citizenship, including leadership ability and (3) personal fitness: physical, mental, emotional and moral.

Guidelines of Your Stewardship

- In the absence of, or at the request of the Troop Senior Patrol Leader, conduct troop meetings with the shadow assistance of the Scoutmaster.
- Assist in conducting Troop Leadership Meetings.
- With the help and advice of the Scoutmaster, assist in the selection of your troop leaders and activities.
- Maintain troop spirit, enthusiasm and active participation in all troop activities.
- Set a high standard and an example of Scouting leadership.
- Live the Scout Oath and Law.
- Show Scout Spirit.
- Wear and encourage the troop to wear the Scout uniform.
- If possible, become trained in Advance training camps.
- Get to know all troop members.
- Help train and supervise the Troop Scribe, Quartermaster, Instructor, Librarian/Historian, and Chaplain Aide.
- Assist the troop members during weekly regular troop meetings and a monthly patrol leaders' council's meeting.
- Help develop and assist in conducting at least one campout, summer camp or camporee experience within each two months.
- As the Assistant Senior Patrol Leader, help the Senior Patrol Leader and Scoutmaster to develop a general tentative one-year activity calendar plan. Then plan a more detailed calendar for the immediate next three months in advance to be approved by the Bishop in Key Scout Leaders Meeting.
- Study the Scouting handbooks, Scouting videos if available, and other resource materials, and energetically pursue training and Advanced Leadership opportunities.
- Maintain the standards of a chartered organization and BSA.
- Continuously train Troop members to plan and operate a Quality Award program.
- Utilize adult help and resources as needed through your adult Ward Troop Committee.
- Implement a balanced Scouting Program with five fields of emphasis: (1) Physical Fitness (2) Citizenship, (3) Personal development, (4) Outdoor, (5) Troop and Patrol Participation of advancement toward the Eagle.
- Plan and carry out activities with a priesthood purpose.
- Become proficient at being a good leader developer, through study, awareness and application.
- Do more than what is simply required.
- Be in touch regularly with your troop Senior Patrol Leader and Scoutmaster and make this year your best year yet.
- Rule One: Make **it fun!**

Qualifications You Should Develop

- Ability to work closely with troop members.
- Ability to organize time effectively.
- Ability to develop leadership and troop spirit and follow the program as outlined.
- A testimony and good relationship with the Lord.

Meetings/Activities to attend

- Weekly Mutual Troop meetings, and a monthly planning meeting.
- Stake Courts of Honor to receive awards earned.
- District and Council activities.
- General church meetings.
- Appropriate stake YM and YM/YW activities, i.e., Standards Night, sports, etc.

Average amount of time spent in your Leadership per week: 1-3 hours

Handbooks or supplemental materials available to help you:

Boy Scout Handbook (BSA), Troop Program Features, Vol I, II, III, (BSA), Scouting Handbook (LDS), Duty to God and On My Honor Awards forms (LDS)

When you have fulfilled your Leadership, your materials should be turned over to your successor or the Scoutmaster.

Patrol Leader

(Your Name)

Wherefore, now let every man learn his duty, and to act in the office in which he is appointed, in all diligence.
D&C 107:99

The Purposes of Your Leadership:

Through your ward outlined Scouting Program, **help the assigned young men in your ward, ages 12 and 13 achieve the purposes of LDS Scouting.**

The purposes of LDS Scouting are two-fold. Those of the Aaronic Priesthood are:

(1) Become converted to the gospel of Jesus Christ and live by its teachings. (2) Magnify Priesthood callings and fulfill responsibilities of his priesthood office. (3) Give meaningful service. (4) Prepare to receive the Melchizedek Priesthood and temple ordinances. (5) Commit to, prepare for, and serve an honorable full-time mission. (6) Prepare to become a worthy husband and father.

The second purpose, according to the Utah National Parks Council:

It is the mission of the Boy Scouts of America to serve others by helping to instill values in young people, and other ways to prepare them to make ethical choices during their lifetime in achieving their full potential. The values we strive to instill are based on the Scout Oath and Law. The aims of Scouting are to develop in youth (1) a strong ethical character, (2) an active, participating citizenship, including leadership ability and (3) personal fitness: physical, mental, emotional and moral.

Guidelines of Your Stewardship

- At the request of the Troop Senior Patrol Leader, and with the shadow assistance of the Scoutmaster, conduct patrol meetings and other meetings relating to your area of responsibility.
- Appoint your assistant patrol leader.
- Represent the patrol on the patrol leader's council.
- Plan and steer the patrol meeting.
- Help Scouts advance by developing a personalized advancement plan for new troop members.
- Keep patrol members informed.
- Know what your patrol members and other leaders can do.
- Set the example.
- Wear the uniform correctly.
- Live by the Scout Oath and Law daily. Show Scout Spirit.
- Do more than what is simply required.
- Be in touch regularly with your troop Senior Patrol Leader and Scoutmaster.
- Make this year your best year yet.
- Rule One: Make **it fun!**

Qualifications You Should Develop

- Ability to work closely with Scouts.
- Ability to organize time effectively.
- Ability to develop leadership and troop spirit and follow the Scouting program as outlined.
- A testimony and good relationship with the Lord.

Meetings/Activities to attend

- Weekly Mutual Troop meetings, and a monthly planning meeting.
- Stake Courts of Honor to receive awards earned.
- District and Council activities.
- General church meetings.
- Appropriate stake YM and YM/YW activities, i.e., Standards Night, sports, etc.

Average amount of time spent in your Leadership per week: 1-3 hours

Handbooks or supplemental materials available to help you:

Boy Scout Handbook (BSA), Troop Program Features, Vol I, II, III, (BSA), Scouting Handbook (LDS), Duty to God and On My Honor Awards forms (LDS)

When you have fulfilled your Leadership, your materials should be turned over to your successor or the Scoutmaster.

Assistant Patrol Leader

(Your Name)

Wherefore, now let every man learn his duty, and to act in the office in which he is appointed, in all diligence.
D&C 107:99

The Purposes of Your Leadership:

Through your ward outlined Scouting Program, **help the assigned young men in your ward, ages 12 and 13 achieve the purposes of LDS Scouting.**

The purposes of LDS Scouting are two-fold. Those of the Aaronic Priesthood are:

(1) Become converted to the gospel of Jesus Christ and live by its teachings. (2) Magnify Priesthood callings and fulfill responsibilities of his priesthood office. (3) Give meaningful service. (4) Prepare to receive the Melchizedek Priesthood and temple ordinances. (5) Commit to, prepare for, and serve an honorable full-time mission. (6) Prepare to become a worthy husband and father.

The second purpose, according to the Utah National Parks Council:

It is the mission of the Boy Scouts of America to serve others by helping to instill values in young people, and other ways to prepare them to make ethical choices during their lifetime in achieving their full potential. The values we strive to instill are based on the Scout Oath and Law. The aims of Scouting are to develop in youth (1) a strong ethical character, (2) an active, participating citizenship, including leadership ability and (3) personal fitness: physical, mental, emotional and moral.

Guidelines of Your Stewardship

- At the request Patrol Leader, and with the shadow assistance of the Scoutmaster, help conduct patrol meetings and other meetings relating to your area of responsibility.
- Help plan and steer the patrol meeting
- Help Scouts advance by developing a personalized advancement plan for new troop members.
- Keep patrol members informed.
- Represent your patrol at patrol leaders' council meetings when the patrol leader cannot attend.
- Know what your patrol members and other leaders can do.
- Help the patrol get ready for all troop activities.
- Set the example.
- Wear the uniform correctly.
- Live by the Scout Oath and Law daily. Show Scout Spirit.
- Do more than what is simply required.
- Be in touch regularly with your troop Senior Patrol Leader, Patrol Leader and Scoutmaster
- Make this year the best year yet.
- Rule One: Make **it fun!**

Qualifications You Should Develop

- Ability to work closely with patrol members.
- Ability to organize time effectively.
- Ability to develop leadership and troop spirit and follow the Scouting program as outlined.
- A testimony and good relationship with the Lord.

Meetings/Activities to attend

- Weekly Mutual Troop meetings, and a monthly planning meeting.
- Stake Courts of Honor to receive awards earned.
- District and Council activities.
- General church meetings
- Appropriate stake YM and YM/YW activities, i.e., Standards Night, sports, etc.

Average amount of time spent in your Leadership per week: 1-3 hours

Handbooks or supplemental materials available to help you:

Boy Scout Handbook (BSA), Scouting Handbook (LDS), Duty to God and On My Honor Awards forms (LDS).

When you have fulfilled your Leadership, your materials should be turned over to your successor or the Scoutmaster.

Troop Scribe

(Your Name)

Wherefore, now let every man learn his duty, and to act in the office in which he is appointed, in all diligence.
D&C 107:99

The Purposes of Your Leadership:

Through your ward outlined Scouting Program, **help the assigned young men in your ward, ages 12 and 13 achieve the purposes of LDS Scouting.**

The purposes of LDS Scouting are two-fold. Those of the Aaronic Priesthood are:

(1) Become converted to the gospel of Jesus Christ and live by its teachings. (2) Magnify Priesthood callings and fulfill responsibilities of his priesthood office. (3) Give meaningful service. (4) Prepare to receive the Melchizedek Priesthood and temple ordinances. (5) Commit to, prepare for, and serve an honorable full-time mission. (6) Prepare to become a worthy husband and father.

The second purpose, according to the Utah National Parks Council:

It is the mission of the Boy Scouts of America to serve others by helping to instill values in young people, and other ways to prepare them to make ethical choices during their lifetime in achieving their full potential. The values we strive to instill are based on the Scout Oath and Law. The aims of Scouting are to develop in youth (1) a strong ethical character, (2) an active, participating citizenship, including leadership ability and (3) personal fitness: physical, mental, emotional and moral.

Guidelines of Your Stewardship

- Report to the Assistant Senior Patrol Leader and Scoutmaster.
- Attend and keep a log of patrol leaders' council meetings.
- Record individual Scout attendance.
- Record individual Scout advancement progress.
- Work with the troop committee member responsible for records and finance.
- Set a good example.
- Wear the Scout uniform correctly.
- Live by the Scout Oath and Law daily.
- Show Scout Spirit.
- Be in touch regularly with your troop Senior Patrol Leader and Scoutmaster.
- Make this year your best year yet.
- Rule One: Make **it fun!**

Qualifications You Should Develop

- Ability to work closely with troop members.
- Ability to organize time effectively.
- Ability to develop leadership and troop spirit and follow the Scouting program as outlined.
- A testimony and good relationship with the Lord.

Meetings/Activities to attend

- Weekly Mutual Troop meetings, and a monthly planning meeting.
- Stake Courts of Honor to receive awards earned.
- District and Council activities.
- General church meetings
- Appropriate stake YM and YM/YW activities, i.e., Standards Night, sports, etc.

Average amount of time spent in your Leadership per week: 1-3 hours

Handbooks or supplemental materials available to help you:

Boy Scout Handbook (BSA), Scouting Handbook (LDS), Duty to God and On My Honor Awards forms (LDS).

When you have fulfilled your Leadership, your materials should be turned over to your successor or the Scoutmaster.

Troop Quartermaster

(Your Name)

Wherefore, now let every man learn his duty, and to act in the office in which he is appointed, in all diligence.
D&C 107:99

The Purposes of Your Leadership:

Through your ward outlined Scouting Program, **help the assigned young men in your ward, ages 12 and 13 achieve the purposes of LDS Scouting.**

The purposes of LDS Scouting are two-fold. Those of the Aaronic Priesthood are:

(1) Become converted to the gospel of Jesus Christ and live by its teachings. (2) Magnify Priesthood callings and fulfill responsibilities of his priesthood office. (3) Give meaningful service. (4) Prepare to receive the Melchizedek Priesthood and temple ordinances. (5) Commit to, prepare for, and serve an honorable full-time mission. (6) Prepare to become a worthy husband and father.

The second purpose, according to the Utah National Parks Council:

It is the mission of the Boy Scouts of America to serve others by helping to instill values in young people, and other ways to prepare them to make ethical choices during their lifetime in achieving their full potential. The values we strive to instill are based on the Scout Oath and Law. The aims of Scouting are to develop in youth (1) a strong ethical character, (2) an active, participating citizenship, including leadership ability and (3) personal fitness: physical, mental, emotional and moral.

Guidelines of Your Stewardship:

- Report to the Assistant Senior Patrol Leader.
- Keep the records of patrol and troop equipment.
- Make sure equipment is in good working condition.
- Issue troop equipment and be certain it is returned in good condition.
- When appropriate suggest new or replacement items.
- Work closely with the troop committee member responsible for equipment.
- Set a good example.
- Wear the Scout uniform correctly.
- Live by the Scout Oath and Law daily.
- Show Scout Spirit.
- Do more than what is simply required.
- Be in touch regularly with your troop Assistant Patrol Leader and Scoutmaster.
- Make this year your best year yet.
- Rule One: Make **it fun!**

Qualifications You Should Develop

- Ability to work closely with troop members.
- Ability to organize time effectively.
- Ability to develop leadership and troop spirit
- A testimony and good relationship with the Lord.

Meetings/Activities to attend

- Weekly Mutual Troop meetings, and a monthly planning meeting.
- Stake Courts of Honor to receive awards earned.
- District and Council activities.
- General church meetings.
- Appropriate stake YM and YM/YW activities, i.e., Standards Night, sports, etc.

Average amount of time spent in your Leadership per week: 1-3 hours

Handbooks or supplemental materials available to help you:

Boy Scout Handbook (BSA), Scouting Handbook (LDS), Duty to God and On My Honor Awards forms (LDS).

When you have fulfilled your Leadership, your materials should be turned over to your successor or the Scoutmaster.

Troop Instructor

(Your Name)

Wherefore, now let every man learn his duty, and to act in the office in which he is appointed, in all diligence.
D&C 107:99

The Purposes of Your Leadership:

Through your ward outlined Scouting Program, **help the assigned young men in your ward, ages 12 and 13 achieve the purposes of LDS Scouting.**

The purposes of LDS Scouting are two-fold. Those of the Aaronic Priesthood are:

(1) Become converted to the gospel of Jesus Christ and live by its teachings. (2) Magnify Priesthood callings and fulfill responsibilities of his priesthood office. (3) Give meaningful service. (4) Prepare to receive the Melchizedek Priesthood and temple ordinances. (5) Commit to, prepare for, and serve an honorable full-time mission. (6) Prepare to become a worthy husband and father.

The second purpose, according to the Utah National Parks Council:

It is the mission of the Boy Scouts of America to serve others by helping to instill values in young people, and other ways to prepare them to make ethical choices during their lifetime in achieving their full potential. The values we strive to instill are based on the Scout Oath and Law. The aims of Scouting are to develop in youth (1) a strong ethical character, (2) an active, participating citizenship, including leadership ability and (3) personal fitness: physical, mental, emotional and moral.

Guidelines of Your Stewardship

- You are responsible to teach Scouting skills in the troop and patrols.
- Report to the Assistant Senior Patrol Leader.
- Set a good example.
- Wear the Scout uniform correctly.
- Live by the Scout Oath and Law daily.
- Show Scout Spirit.
- Do more than what is simply required.
- Be in touch regularly with your troop Assistant Patrol Leader and Scoutmaster.
- Make this year the best year yet.
- Rule One: Make **it fun!**

Qualifications You Should Develop

- Ability to work closely with troop members.
- Ability to organize time effectively.
- Ability to develop leadership and troop spirit and follow the Scout program as outlined.
- A testimony and good relationship with the Lord.

Meetings/Activities to attend

- Weekly Mutual Troop meetings, and a monthly planning meeting.
- Stake Courts of Honor to receive awards earned.
- District and Council activities.
- General church meetings
- Appropriate stake YM and YM/YW activities, i.e., Standards Night, sports, etc.

Average amount of time spent in your Leadership per week: 1-3 hours

Handbooks or supplemental materials available to help you:

Boy Scout Handbook (BSA), Scouting Handbook (LDS), Duty to God and On My Honor Awards forms (LDS).

When you have fulfilled your Leadership, your materials should be turned over to your successor or the Scoutmaster.

Troop Chaplain Aide

(Your Name)

Wherefore, now let every man learn his duty, and to act in the office in which he is appointed, in all diligence.
D&C 107:99

The Purposes of Your Leadership:

Through your ward outlined Scouting Program, **help the assigned young men in your ward, ages 12 and 13 achieve the purposes of LDS Scouting.**

The purposes of LDS Scouting are two-fold. Those of the Aaronic Priesthood are:

(1) Become converted to the gospel of Jesus Christ and live by its teachings. (2) Magnify Priesthood callings and fulfill responsibilities of his priesthood office. (3) Give meaningful service. (4) Prepare to receive the Melchizedek Priesthood and temple ordinances. (5) Commit to, prepare for, and serve an honorable full-time mission. (6) Prepare to become a worthy husband and father.

The second purpose, according to the Utah National Parks Council:

It is the mission of the Boy Scouts of America to serve others by helping to instill values in young people, and other ways to prepare them to make ethical choices during their lifetime in achieving their full potential. The values we strive to instill are based on the Scout Oath and Law. The aims of Scouting are to develop in youth (1) a strong ethical character, (2) an active, participating citizenship, including leadership ability and (3) personal fitness: physical, mental, emotional and moral.

Guidelines of Your Stewardship

- Report to the Assistant Senior Patrol Leader.
- Tell Scouts about the religious emblem program -- Duty to God and On My Honor. Assists Troop members to receive these awards.
- Make sure religious holidays are considered during troop program planning.
- Help plan for religious observance in troop activities.
- Set a good example
- Wear the Scout uniform correctly.
- Live by the Scout Oath and Law daily.
- Show Scout Spirit.
- Do more than what is simply required.
- Be in touch regularly with your troop Assistant Patrol Leader and Scoutmaster.
- Make this year your best year yet.
- Rule One: Make **it fun!**

Qualifications You Should Develop

- Ability to work closely with Scouts.
- Ability to organize time effectively.
- Ability to develop leadership and troop spirit and follow the Scout program as outlined.
- A testimony and good relationship with the Lord.

Meetings/Activities to attend

- Weekly Mutual Troop meetings, and a monthly planning meeting.
- Stake Courts of Honor to receive awards earned.
- District and Council activities.
- General church meetings.
- Appropriate stake YM and YM/YW activities, i.e., Standards Night, sports, etc.

Average amount of time spent in your Leadership per week: 1-3 hours

Handbooks or supplemental materials available to help you:

Boy Scout Handbook (BSA), Scouting Handbook (LDS), Duty to God and On My Honor Awards forms (LDS).

When you have fulfilled your Leadership, your materials should be turned over to your successor or the Scoutmaster.

Troop Librarian

(Your Name)

Wherefore, now let every man learn his duty, and to act in the office in which he is appointed, in all diligence.
D&C 107:99

The Purposes of Your Leadership:

Through your ward outlined Scouting Program, **help the assigned young men in your ward, ages 12 and 13 achieve the purposes of LDS Scouting.**

The purposes of LDS Scouting are two-fold. Those of the Aaronic Priesthood are:

(1) Become converted to the gospel of Jesus Christ and live by its teachings. (2) Magnify Priesthood callings and fulfill responsibilities of his priesthood office. (3) Give meaningful service. (4) Prepare to receive the Melchizedek Priesthood and temple ordinances. (5) Commit to, prepare for, and serve an honorable full-time mission. (6) Prepare to become a worthy husband and father.

The second purpose, according to the Utah National Parks Council:

It is the mission of the Boy Scouts of America to serve others by helping to instill values in young people, and other ways to prepare them to make ethical choices during their lifetime in achieving their full potential. The values we strive to instill are based on the Scout Oath and Law. The aims of Scouting are to develop in youth (1) a strong ethical character, (2) an active, participating citizenship, including leadership ability and (3) personal fitness: physical, mental, emotional and moral.

Guidelines of Your Stewardship

- As Librarian you report to the Assistant Senior Patrol Leader
- Set up and take care of a troop library.
- Keep records of books and pamphlets owned by the troop.
- Add new or replacement items as needed.
- Keep books and pamphlets available for borrowing.
- Keep a system for checking books and pamphlets in and out.
- Follow up on late returns.
- Set a good example.
- Wear the Scout uniform correctly.
- Live by the Scout Oath and Law daily.
- Show Scout Spirit.
- **Rule One: Make it fun!**

Qualifications You Should Develop

- Ability to work closely with troop members.
- Ability to organize time effectively.
- Ability to develop leadership and troop spirit and follow the Scouting program as outlined.
- A testimony and good relationship with the Lord.

Meetings/Activities to attend

- Weekly Mutual Troop meetings, and a monthly planning meeting.
- Stake Courts of Honor to receive awards earned.
- District and Council activities.
- General church meetings.
- Appropriate stake YM and YM/YW activities, i.e., Standards Night, sports, etc.

Average amount of time spent in your Leadership per week: 1-3 hours

Handbooks or supplemental materials available to help you:

Boy Scout Handbook (BSA), Scouting Handbook (LDS), Duty to God and On My Honor Awards forms (LDS).

When you have fulfilled your Leadership, your materials should be turned over to your successor or the Scoutmaster.

Troop Historian

(Your Name)

Wherefore, now let every man learn his duty, and to act in the office in which he is appointed, in all diligence.
D&C 107:99

The Purposes of Your Leadership:

Through your ward outlined Scouting Program, **help the assigned young men in your ward, ages 12 and 13 achieve the purposes of LDS Scouting.**

The purposes of LDS Scouting are two-fold. Those of the Aaronic Priesthood are:

(1) Become converted to the gospel of Jesus Christ and live by its teachings. (2) Magnify Priesthood callings and fulfill responsibilities of his priesthood office. (3) Give meaningful service. (4) Prepare to receive the Melchizedek Priesthood and temple ordinances. (5) Commit to, prepare for, and serve an honorable full-time mission. (6) Prepare to become a worthy husband and father.

The second purpose, according to the Utah National Parks Council:

It is the mission of the Boy Scouts of America to serve others by helping to instill values in young people, and other ways to prepare them to make ethical choices during their lifetime in achieving their full potential. The values we strive to instill are based on the Scout Oath and Law. The aims of Scouting are to develop in youth (1) a strong ethical character, (2) an active, participating citizenship, including leadership ability and (3) personal fitness: physical, mental, emotional and moral.

Guidelines of Your Stewardship

- As Historian you gather pictures and facts about past troop activities and keep them in a historical file or scrapbook.
- Take care of troop trophies, ribbons, and souvenirs of troop activities.
- Keep information about former members of the troop.
- If available, make interesting information available to unit or stake web site.
- Do more than what is simply required.
- Be in touch regularly with your troop Assistant Senior Patrol Leader and Scoutmaster.
- Make this year your best year yet.
- Rule One: Make **it fun!**

Qualifications You Should Develop

- Ability to work closely with troop members.
- Ability to organize time effectively.
- Ability to develop leadership and troop spirit and follow the Scouting program as outlined.
- A testimony and good relationship with the Lord.

Meetings/Activities to attend

- Weekly Mutual Troop meetings, and a monthly planning meeting.
- Stake Courts of Honor to receive awards earned.
- District and Council activities.
- General church meetings.
- Appropriate stake YM and YM/YW activities, i.e., Standards Night, sports, etc.

Average amount of time spent in your Leadership per week: 1-3 hours

Handbooks or supplemental materials available to help you:

Boy Scout Handbook (BSA), Scouting Handbook (LDS), Duty to God and On My Honor Awards forms (LDS).

When you have fulfilled your Leadership, your materials should be turned over to your successor or the Scoutmaster.

Eagle Projects List

Examples of Completed Projects in the Utah National Parks Council
Includes Total hours of young man and others assisting

Built clip boards with stands for elementary school. 119.
Built twenty four backboards for an emergency preparedness team. 47.
Built and installed railings on south side of city hall. 61.
Built benches for softball field at stake recreation property. 180.
Built and put up twenty-two woodduck nests near lake. 69.
Built four tables for county early intervention. (Baby watch program). 67.
Built picnic tables for LDS stake center pavilion. 194.
Built two benches for use at walking park. 147.
Built six tent site pads at public campgrounds. 108.
Built four new stiles for city golf course. 99
Built two tables and four benches for down syndrome camp. 84.
Cleaned, painted and installed four fifty gallon drums for school, painted games on cement. 35.
Cleaned and painted all fire hydrants in a town. 58
Cleared, cleaned lunch area and put down netting and wood chips for tables to sit on roadside park. 68
Cleared US Forest Service trail. 57.
Collected magazines and went to elderly care center and read to old people. 74.
Collected eyeglasses to give to needy people in developing countries. 62
Collected old computers and donated to elementary school and Utah Corrections Industries. 136.
Collected items for LDS Humanitarian Services. 26
Collected, repaired, cleaned stuffed animals and gave them to local police department for needy. 61
Collected books and donated to the youth correction center. 118.
Collected food, toys, furniture, etc., for bishop to distribute to needy families in area. 671.
Collected needed items for the Youth Crisis Center. 97.
Collected miscellaneous items for center for women and children. 82.
Collected food to go to Russia. 132.
Collected old eyeglasses for the Lions Club to donate to the needy. 83.
Collected Materials and made sack lunches for homeless every Saturday for three months. 82.
Collected childrens' books for library. 38.
Collected eyeglasses and sunglasses for South American peoples. 82.
Compiled and distributed emergency preparedness manual for our community. 75.
Conducted a book drive and donated them to an Indian reservation high school. 138.
Constructed and attached large cut-out lettering "Museum" to help identify a park as a museum. 71.
Constructed and installed new sprinkler system and planted seeds for new lawn at care center. 123.
Designed, laid out, assembled and painted 6 sets of wooden doll-sized hospital equipment toys. 176.
Dug out and put in a sand volleyball pit in a community park. 48.
Entered student's records into computer for LDS seminary. 101.
Finished landscaping on south side of school. 190.
Framed walls and hung sheetrock on them, in basement of city fire department. 85.
Gathered books in spanish and english for city library. 67.
Gathered books for new town library. 74
Held a blood drive for community red cross. 322.
Installed metal fence around park for a town. 119.
Installed flags in each classroom and painted teacher's name on parking spaces at seminary. 61.
Installed picnic tables at park. 125.
Installed automatic sprinkler system with timers for school. 87.
Installed two flag poles at fort monument. 64.
Installed metal flags on fire hydrants in a town so they can be seen in the snow. 83.

Installed 180 ft pipe and planted 5 trees with bubbler waterers at state park. 45.
Installed a three-dish drinking fountain for handicap facilities. 106.
Listed, took pictures and cataloged historical markers for Daughters of Utah Pioneers. 70.
Made ATV cattle guards. 90.
Made a therapy sand tray table and stool for women and children in crisis. 142
Made twenty educational file folder games for elementary school. 67.
Made 6 quilts for primary childrens' hospital. 107
Made a display case for the local city fire department. 49.
Made a "standing frame" for disabled children at childrens hospital. 103.
Made large display boards for the art department in our school. 72.
Made a concrete pad for future pavilion on a playground at elementary school. 154.
Made benches to put in front of new city office buildings. 130.
Made paths with rocks, spread wood shavings and cleaned up fire rings and garbage at park. 132.
Made two quilts for homeless shelter. 46.
Made 300 emergency kits and distributed to families in ward area. 115.
Made fourteen tabletop whiteboard easels for elementary school. 105.
Made metal signs for camp Koholowo. 109.
Moved antique machinery, dug down, poisoned area, covered with gravel, put machinery back for DUP. 68.
Organized and aligned headstones in cemetery. 43.
Painted parking lines for city. 107.
Painted all the picnic tables and benches at park. 109.
Painted benches at city baseball fields. 58.
Painted state map with counties on the basketball court at an elementary school. 120
Painted the curbs red at the corners and fire hydrants, etc at ward. 58.
Planted 325 trees in canyon for US Forest Service. 148.
Planted trees, bushes, shrubs along spring creek and watered them during the summer. 55.
Planted 300 seedlings (sagebrush and bitterbrush) on mountain for US Forest Service. 94.
Provided firewood for girls camp. 630.
Put in wood pole barriers around parking lots by Snow Canyon Sand area. 257.
Put together birthday bags for patients at the state hospital. 122.
Re-established the Old Temple Quarry Trail that was used in the 1800's. 40.
Refinished benches for ward primary. 100.
Removed old pump controls, dug hole near well, put in cement valve, new controls. 150.
Removed and repaired pioneer headstones and put in new foundations and reset them. 45.
Repainted red emergency curbing around high school. 51.
Repaired and restored pre-school playground equipment. 67.
Repaired headstones in local city cemetery. 53.
Repaired table tops and chairs that belong to the community. 89.
Repaired bicycles for LDS Services to be sent to Honduras. 64.
Replaced memorial plaques on memorial hill for city. 61.
Reshaped banks of river to 45 degree angle and planted willow and grass on banks. 83.
Rewired and upgraded church sound system. 63
Tied eleven quilts and gave to kids on the move for disabled children. 148.
Worked on the Bridal Veil Falls Trail. 49
Worked on Bonneville Shoreline Trail. 209

The 12 Steps from Life to Eagle

The following 12 steps have been outlined to ensure a smooth procedure for the Scout, the unit leadership, the local council, and the volunteers who are to conduct the board of review. Eagle candidates should share these steps with their unit leader so that they can fully understand the procedures that must be followed.

1. In order to advance to the rank of Eagle, a candidate must complete all requirements of tenure; Scout spirit; merit badges; positions of responsibility; while a Life Scout, plan, develop, and provide leadership to others in a service project; and the Scoutmaster conference.
2. Using the Eagle Scout Leadership Service Project Workbook, the candidate must select his Eagle service project and have the project concept approved by his unit leader, his unit committee, and the benefactor of the project, and reviewed and approved by the council or district advancement committee. The workbook must be used in meeting this requirement.
3. It is imperative that all requirements for the Eagle Scout rank except the board of review be completed prior to the candidate's 18th birthday. When all requirements except the board of review for the rank of Eagle, including the leadership service project, have been completed, the Eagle Scout Rank Application must be completed and sent to the council service center promptly. (Youth members with disabilities should meet with their unit leader regarding time extensions.)
4. The application should be signed by the unit leader at the proper place. The unit committee reviews and approves the record of the Eagle candidate before the application is submitted to the local council. If a unit leader or unit committee fails to sign or otherwise approve an application, the Eagle candidate may still be granted a board of review. The failure of a unit leader or unit committee to sign an application may be considered by the board of review in determining the qualification of the Eagle candidate.
5. When the completed application is received at the council service center, its contents will be verified and the references contacted. The council advancement committee or its designee contacts the person listed as a reference on the Eagle Scout Rank Application either by letter, form, or telephone checklist. The council determines the method or methods to be used. The candidate should have contacted those individuals listed as references before including their names on the application. The candidates should not be involved personally in transmitting

any correspondence between persons listed as references and the council service center.

6. The Eagle Scout Leadership Service Project Workbook, properly filled out, must be submitted with the application.
7. After the contents of an application have been verified and appropriately signed, the application, Eagle Scout Leadership Service Project Workbook, and references will be returned from the council service center to the chairman of the Eagle board of review so that a board of review may be scheduled. Under no circumstances should a board of review be scheduled until the application is returned to the chairman of the Eagle board of review. Reference checks that are forwarded with the application are confidential, and their contents are not to be disclosed to any person who is not a member of the board of review.
8. The board of review for an Eagle candidate is composed of at least three but not more than six members. One member serves as chairman. Unit leaders, assistant unit leaders, relatives, or guardians may not serve as members of a Scout's board of review. The board of review members should convene at least 30 minutes before the candidate appears in order to review the application, reference checks, and leadership service project report. At least one district or council advancement representative must be a member of the Eagle board of review if the board of review is conducted on a unit level. A council or district may designate more than one person to serve as a member of Eagle boards of review when requested to do so by the unit. It is not required that these persons be members of the advancement committee; however, they must have an understanding of the importance of the Eagle board of review.
9. The candidate's unit leader introduces him to the members of the board of review. The unit leader may remain in the room, but does not participate in the board of review. The unit leader may be called on to clarify a point in question. In no case should a relative or guardian of the candidate attend the review, even as a unit leader. There is no set of questions that an Eagle candidate should be asked. However, the board should be assured of the candidate's participation in the program. This is the highest award that a Scout may achieve and, consequently, a thorough discussion of his successes and experiences in Scouting should be considered. After the review, the candidate and his unit leader leave the room while the board members discuss the acceptability of the candidate as an Eagle Scout.

10. The decision Must be Unanimous
If the candidate meets the requirements, he is asked to return and is informed that he will receive the board's recommendation for the Eagle Scout rank. If the candidate does not meet the requirements, he is asked to return and told the reasons for his failure to qualify. A discussion should be held with him as to how he may meet the requirements within a given period.

Should the applicant disagree with the decision, the appeal procedures should be explained to him. A follow-up letter must be sent to the Scout confirming the agreements reached on the action(s) necessary for the advancement. If the Scout chooses to appeal, the board should provide the name and address of the person he is to contact. (See "Appealing a Decision" in the National BSA Policies and Procedures, No. 33088A.)

Immediately after the board of review and after the application has been appropriately signed, the application, the service project report, references, and a properly completed Advancement Report are returned to the council service center.


11. When the application arrives at the council service center, the Scout executive signs it to certify that the proper procedure has been followed and that the board of review has recommended the candidate for the Eagle Scout rank. This workbook and references are retained by the council. The workbook may be returned to the Scout after council approval.

Only the Eagle Scout Rank Application is forwarded to the National Office.

12. The Eagle Scout Service screens the application to ascertain information such as proper signature, positions of responsibility, tenure between ranks, and age of the candidate. Any item not meeting national standards will cause the application to be returned for more information. If the application is in order, the Scout is then certified as an Eagle Scout by the Eagle Scout Service on behalf of the National Council. Notice of approval is given by sending the Eagle Scout certificate to the local council. The date used on the certificate will be the date of the board of review. The Eagle Award must not be sold or given to any unit until after the certificate is received by the council service center. The Eagle Scout court of honor should not be scheduled until the local council receives the Eagle Scout rank credentials.


Life to Eagle

PACKET



BOY SCOUTS OF AMERICA

EAGLE SCOUT



SERVICE PROJECT WORKBOOK

Scout's name Jason. Blue

Unit leader's name Dan Day

Address 123 Elm Street, Provo, UT 84601

Address 473 Crown Drive. Provo, UT 84601

Telephone number 801-808-3704

Telephone number 801-808-4736

Unit Number 6047 District Provo Council Utah National Parks

PROJECT DESCRIPTION

Concept

Describe the project you plan to do.

What group will it benefit?

Name of religious institution, school, or community

Address (location)

My project will be of benefit to the group because:

This project was discussed with my unit leader on _____
Date

The project concept was discussed with _____
Name

Title

Phone Number

of: _____
Religious institution, school, or community Date

PLANNING DETAILS

Plan your work by describing the present condition, the method, materials to be used, project helpers, and a time schedule for carrying out. Describe any safety hazards you might face and explain how you will ensure the safety of those carrying out the project.

Gilcrest Elementary school is currently having an addition of six classrooms being built onto the south end of the school. The construction is not completed, and is not expected to be completed until August 14, 1999. This leaves only one week until school begins in the following week on August 23rd to move all of the stored equipment and supplies into the new addition.

The gymnasium school basement and nearby pod are full of equipment and supplies (desks, chairs, books, etc) that need to be moved. There are actually only two days available to move all of this equipment as the teachers need the other three days to prepare for school to begin.

This project will involve moving all of the stored equipment and supplies into the new addition. After moving the equipment we will be organizing dusting and cleaning the rooms, windows, and equipment for the teachers.

We will then go outside and prepare the playground and the grounds around the new addition for the safety of the children. We will do this by picking up any debris (nails, screws, glass, wood, etc.) left behind by the construction workers. We will also check for any loose bolts on the play equipment and pull weeds.

Materials needed for this project include handtrucks, carts, and cleaning supplies which will be provided by the school. We mostly need manpower. Approximately 10-15 Scouts and 2-4 leaders of team 6047 will be helping with this project. We will meet at the school by the flagpole at 8:00am both mornings, August 16th and 17th. It will take two days to complete this project and approximately 100 hours! As Mr. Warner, the custodian, and Mr. Westerly, the principal said that it would be much appreciated.

(Pictures of the event are provided)

Approval Signatures

Project plans approved by _____
Religious institution, school, or community group _____ Date _____

Project plans approved by _____
Scoutmaster/Coach/Advisor _____ Date _____

Project plans approved by _____
Unit committee _____ Date _____

Project plans approved by _____
Council or district advancement chairman _____ Date _____

YOU MAY NOW PROCEED TO CARRY OUT YOUR PROJECT.

CARRYING OUT THE PROJECT

Keep a record and make notes as your project progresses. Include dates worked, those assisting you and their time spent, and the materials (type and cost), if used.

Dates of actual project work August 17, 1999

Dates

August 21, 1999

Dates

Notes

July 19th (30 Min) Called school custodian, Mr. Warner, about possible eagle projects. Set up an appointment to meet with him in person to see what needed to be done. Met with Mr. Warner at 8:00 am. Discussed what the school needed help with. Saw new addition, supplies, and equipment that needed to be moved.

July 19th (3 hrs 15 min) Worked on writing up Eagle project proposal and other Eagle paperwork.

July 27th (15 min) Obtained signature of approval from Mr. Warner.

August 4th (25 min) Obtained signature of approval from Mr. Dan Day, unit leader.

August 8th (30 min) Obtained the signature from Mark Mumford, Unit Committee.

August 8th (5 min) Took proposal to District Committee Leader, Ron Mosley (signed on August 10th).

August 10th (10 min) Called Mr. Warner to tell him my project was approved.

August 11th (2 hrs 45 min) Made invitations on computer. Went to copy store, ran off 50 copies which cost \$4.25 I paid for. Folded and addressed invitations.

August 12th (2hrs 35 min) Rode bike to pick up proposal from Ron Mosley and to deliver invitations to friends and patrol members.

(1 hr) Delivered invitations (mom drove)

August 13th (1 hr) Delivered invitations (older brother Jesse drove)

(5 min) Called Mr. Warner to finalize plans, set up meetings for Monday at 9:00am

August 16th (15 min) Met with Mr. Warner
(15 min) Reminded friends about project.

August 17th (3hrs 15 min) Met at flagpole at Gilcrest Elementary at 8:00 am. Carried out actual project. Removed old carpet from classrooms, disposed of in in dumpster. Relocated bike racks. Moved classroom furniture and equipment from storage area to other classrooms throughout the school. General cleanup of debris throughout construction area and entire school ground. Finished at 11:15 am.

Mom took boys home. (1 hr)

August 20th (5 min) Called Mr. Warner to see if carpet was laid and new rooms were ready.

August 21st (1 hr 30 min) Met at Gilcrest at 8:00 am and completed the moving of all school room furniture and supplies to new 6-room addition. Also discarded old chalkboards and glass from older section of school

(30 min) Dad drove boys home after completion

August 22nd (2hrs) Completed Eagle project paperwork.

Notes

Assisted by

I was assisted by the following Boy Scouts, Varsity Scouts, Explorers, and/or other individuals:

Name	Date Worked	Hours Worked
Jason Blue	8/17 & 8/21	4 hrs 45 min
Jeremy Blue	8/17 & 8/21	4 hrs 45 min
Spencer Goodall	8/17 & 8/21	4 hrs 45 min
Robby Webb	8/17 & 8/21	4 hrs 45 min
Matt Miller	8/17 & 8/21	4 hrs 45 min
Jesse Goode	8/17 & 8/21	4 hrs 45 min
Jayden Blue	8/17 & 8/21	4 hrs 45 min
Will Warner	8/17 & 8/21	4 hrs 45 min
Jesse Goode	8/17 & 8/21	4 hrs 45 min
Jonathan Blue	8/17 & 8/21	4 hrs 45 min
Luis Blue	8/17 & 8/21	4 hrs 45 min
David Warner	8/17 & 8/21	4 hrs 45 min
Lane Blue	8/17 & 8/21	4 hrs 45 min
Will Warner	8/17 & 8/21	4 hrs 45 min
Delayne Blue	8/17 & 8/21	4 hrs 45 min
Jake Clawson	8/17 & 8/21	4 hrs 45 min
Nick Thankster	8/17	3 hrs 15 min
Alex Dover	8/17	3 hrs 15 min
Landon Hall	8/17	3 hrs 15 min
Daniel Abeyer	8/17	3 hrs 15 min
Mike Sand	8/17	3 hrs 15 min
Cameron Franklin	8/17	3 hrs 15 min
Brady Harmon	8/17	3 hrs 15 min
Brandon Beal	8/17	3 hrs 15 min
Broch Dillard	8/17	3 hrs 15 min
Conner Poral	8/17	3 hrs 15 min
J. D. Layden	8/17	3 hrs 15 min
Clay Henderson	8/17	2 hrs 15 min
Tyler Anders	8/17	2 hrs 15 min
Shawn Anders	8/17	2 hrs 15 min
Mendy Zimler	8/17	2 hrs 15 mn
Brett Nels	8/17	1 hr 30 min
Paul Haws	8/17	1 hr 30 min
Ryan Davies	8/17	1 hr 30 min
Melissa Jerrup	8/17	1 hr 30 min

Changes

The original project plans were followed except the following changes (include reasons for changes):

First change was the date. The construction crew didn't meet their deadline, so I had to change the date to the following day (August 17th). We were not able to move furniture and supplies into the new classrooms because the carpet had not been installed. We did everything else we could possibly do that day. We then returned Saturday morning to complete the project. Another change that was made from the original plans was that we were not allowed to make repairs to playground equipment, as it is required that school district employees make documentaton of these repairs.

Type	Materials (if used)	Cost
School provided moving equipment		\$0.00
		\$0.00
		\$0.00
		\$0.00
		\$0.00
		\$0.00
		\$0.00
		\$0.00
		\$0.00
		\$0.00
		\$0.00
		\$0.00
		\$0.00
		\$0.00
		\$0.00
		\$0.00
		\$0.00
		\$0.00
		\$0.00
		\$0.00
		\$0.00
		\$0.00
		\$0.00
		\$0.00
		\$0.00

Time Spent

The amount of time spent should be as adequate as necessary for you to demonstrate your leadership of others (two or more) in planning and carrying out your project.

Total time I spent planning the project 19 hours 25 minutes

Total time I spent carrying out the project 4 hours 45 minutes

Total time spent by others assisting on the 104 hours 15 minutes

Date project was completed 8/21/99

The project was started and completed since I received the Life Scout rank and is respectfully submitted for consideration.

Applicant's Signature _____

Date 8/22/99

This project was planned and carried out by the candidate.

Scoutmaster/Coach/Advisor's signature _____

Date 8/25/99

Life to Eagle Concept

Describe the project you plan to do.

(This represent an actual approved Eagle project with names changed)

My project involves moving equipment and school supplies, which are currently being stored in the gymnasium, basement, and a nearby pod to a new six-classroom addition, which is currently being built onto the south end of the Gilcrest Elementary. After moving all of the equipment we will help teachers organized, clean and dust the rooms and classroom equipment. We will also prepare the playground and the grounds around the new addition for the safety of the children by picking up any debris, (nails, screws, glass, wood, etc.) left the construction workers. We will also pull weeds and tighten any loose bolts on the playground equipment for the safety of the children

I will be helping Mr. Warner coordinate, handtrucks, carts and cleaning supplies.

What group will it benefit?

_____The Gilcrest Elementary Teachers and Students_____

Name of religious institution, school, or community

_____200 West 800 North, Provo, Utah_____

Address (location)

My project will be of benefit to the group because:

This project will benefit Gilcrest Elementary the teachers and 300 school children in grades K-2 There are only two ways available to move all of the stored equipment into the six classroom additions. Mr. Warner, the custodian is overseeing this move and desperately needs help moving everything because the short time. The addition is not expected to be completed until August 14th and school begins the following week.

This project will help ensure 300 children, ages 5-7 come to a safe, clean and organized environment when school begins.

The concept was discussed with my unit leader on _____August 4, 1999_____

Date

The project was discussed with _____David B. Warner_____

Name

_____Head Custodian_____

Title

_____808-473-7097_____

Phone Number

Of _____Gilcrest Elementary_____ July 19, 1999 _____

Religious institution, school, or community

Date

PLANNING DETAILS

Plan your work by describing the present condition, the method, materials to be used, project helpers, and a time schedule for carrying out. Describe e any safety hazards you might face and how you will ensure the safety of those carrying out the project.

Gilcrest Elementary school is currently having an addition of six classrooms being built onto the south end of the school. The construction is not completed, and is not expected to be completed until August 14, 1999. This leaves only one week until school begins in the following week on August 23rd to move all of the stored equipment and supplies into the new addition.

The gymnasium school basement and nearby pod are full of equipment and supplies (desks, chairs, books, etc) that need to be moved. There are actually only two days available to move all of this equipment as the teachers need the other three days to prepare for school to begin.

This project will involve moving all of the stored equipment and supplies into the new addition. After moving the equipment we will be organizing dusting and cleaning the rooms, windows, and equipment for the teachers.

We will then go outside and prepare the playground and the grounds around the new addition for the safety of the children. We will do this by picking up any debris (nails, screws, glass, wood, etc.) left behind by the construction workers. We will also check for any loose bolts on the play equipment and pull weeds.

Materials needed for this project include handtrucks, carts, and cleaning supplies which will be provided by the school. We mostly need manpower. Approximately 10-15 Scouts and 2-4 leaders of team 6047 will be helping with this project. We will meet at the school by the flagpole at 8:00am both mornings, August 16th and 17th. It will take two days to complete this project and approximately 100 hours! As Mr. Warner, the custodian, and Mr. Westerly, the principal said that it would be much appreciated.

(Pictures of the event are provided)

Approval Signatures

Project plans approved by ___(signed: David Warner)_____ **Religious institution, school, or community** _____(July 27, 1999)___
Date

Project plans approved by ___(signed: Dan Day)_____ **Scoutmaster/Coach/Advisor** _____(August 4, 1999)___
Date

Project plans approved by ___(signed: Mark Mumford)_____ **Unit Committee** _____(August 8, 1999)___
Date

Project plans approved by ___(Signed: Ron Mosley) _____ **Council or District Advancement Committee** _____(August 10, 1999)___
Date

YOU MAY NOW PROCEED TO CARRY OUT YOUR PROJECT
--

Eagle Projects List

Examples of Completed Projects in the Utah National Parks Council
Includes Total hours of boy and others assisting

Built clip boards with stands for elementary school. 119.
Built twenty four backboards for an emergency preparedness team. 47.
Built and installed railings on south side of city hall. 61.
Built benches for softball field at stake recreation property. 180.
Built and put up twenty-two woodduck nests near lake. 69.
Built four tables for county early intervention. (Baby watch program). 67.
Built picnic tables for LDS stake center pavilion. 194.
Built two benches for use at walking park. 147.
Built six tent site pads at public campgrounds. 108.
Built four new stiles for city golf course. 99
Built two tables and four benches for down syndrome camp. 84.
Cleaned, painted and installed four fifty gallon drums for school, painted games on cement. 35.
Cleaned and painted all fire hydrants in a town. 58
Cleared, cleaned lunch area and put down netting and wood chips for tables to sit on roadside park. 68
Cleared US Forest Service trail. 57.
Collected magazines and went to elderly care center and read to old people. 74.
Collected eyeglasses to give to needy people in developing countries. 62
Collected old computers and donated to elementary school and Utah Corrections Industries. 136.
Collected items for LDS Humanitarian Services. 26
Collected, repaired, cleaned stuffed animals and gave them to local police department for needy. 61
Collected books and donated to the youth correction center. 118.
Collected food, toys, furniture, etc., for bishop to distribute to needy families in area. 671.
Collected needed items for the Youth Crisis Center. 97.
Collected miscellaneous items for center for women and children. 82.
Collected food to go to Russia. 132.
Collected old eyeglasses for the Lions Club to donate to the needy. 83.
Collected Materials and made sack lunches for homeless every Saturday for three months. 82.
Collected childrens books for library. 38.
Collected eyeglasses and sunglasses for South American peoples. 82.
Compiled and distributed emergency preparedness manual for our community. 75.
Conducted a book drive and donated them to an Indian reservation high school. 138.
Constructed and attached large cut-out lettering "Museum" to help identify a park as a museum. 71.
Constructed and installed new sprinkler system and planted seeds for new lawn at care center. 123.
Designed, laid out, assembled and painted 6 sets of wooden doll-sized hospital equipment toys. 176.
Dug out and put in a sand volleyball pit in a community park. 48.
Entered student's records into computer for LDS seminary. 101.
Finished landscaping on south side of school. 190.
Framed walls and hung sheetrock on them, in basement of city fire department. 85.
Gathered books in Spanish and English for city library. 67.
Gathered books for new town library. 74
Held a blood drive for community red cross. 322.
Installed metal fence around park for a town. 119.
Installed flags in each classroom and painted teacher's name on parking spaces at seminary. 61.
Installed picnic tables at park. 125.
Installed automatic sprinkler system with timers for school. 87.

Installed two flag poles at fort monument. 64.
Installed metal flags on fire hydrants in a town so they can be seen in the snow. 83.
Installed 180 ft pipe and planted 5 trees with bubbler waters at state park. 45.
Installed a three-dish drinking fountain for handicap facilities. 106.
Listed, took pictures and cataloged historical markers for Daughters of Utah Pioneers. 70.
Made ATV cattle guards. 90.
Made a therapy sand tray table and stool for women and children in crisis. 142
Made twenty educational file folder games for elementary school. 67.
Made 6 quilts for primary childrens' hospital. 107
Made a display case for the local city fire department. 49.
Made a "standing frame" for disabled children at childrens hospital. 103.
Made large display boards for the art department in our school. 72.
Made a concrete pad for future pavilion on a playground at elementary school. 154.
Made benches to put in front of new city office buildings. 130.
Made paths with rocks, spread wood shavings and cleaned up fire rings and garbage at park. 132.
Made two quilts for homeless shelter. 46.
Made 300 emergency kits and distributed to families in ward area. 115.
Made fourteen tabletop whiteboard easels for elementary school. 105.
Made metal signs for camp Koholowo. 109.
Moved antique machinery, dug down, poisoned area, covered with gravel, put machinery back for DUP. 68.
Organized and aligned headstones in cemetery. 43.
Painted parking lines for city. 107.
Painted all the picnic tables and benches at park. 109.
Painted benches at city baseball fields. 58.
Painted state map with counties on the basketball court at an elementary school. 120
Painted the curbs red at the corners and fire hydrants, etc at ward. 58.
Planted 325 trees in canyon for US Forest Service. 148.
Planted trees, bushes, shrubs along spring creek and watered them during the summer. 55.
Planted 300 seedlings (sagebrush and bitterbrush) on mountain for US Forest Service. 94.
Provided firewood for girls camp. 630.
Put in wood pole barriers around parking lots by Snow Canyon Sand area. 257.
Put together birthday bags for patients at the state hospital. 122.
Re-established the Old Temple Quarry Trail that was used in the 1800's. 40.
Refinished benches for ward primary. 100.
Removed old pump controls, dug hole near well, put in cement valve, new controls. 150.
Removed and repaired pioneer headstones and put in new foundations and reset them. 45.
Repainted red emergency curbing around high school. 51.
Repaired and restored pre-school playground equipment. 67.
Repaired headstones in local city cemetery. 53.
Repaired table tops and chairs that belong to the community. 89.
Repaired bicycles for LDS Services to be sent to Honduras. 64.
Replaced memorial plaques on memorial hill for city. 61.
Reshaped banks of river to 45 degree angle and planted willow and grass on banks. 83.
Rewired and upgraded church sound system. 63
Tied eleven quilts and gave to kids on the move for disabled children. 148.
Worked on the Bridal Veil Falls Trail. 49
Worked on Bonneville Shoreline Trail. 209

Eagle Scout Leadership Service Project Workbook

Scout's name:

Address:

Telephone No.:

Unit No.:

District:

Local council:

Unit leader's name:

Address:

Telephone No.:

Unit advancement committee person's name:

Address:

Telephone No.:

PROJECT DESCRIPTION

Describe the project you plan to do.

What group will benefit from the project?

Name of religious institution, school, or community:

Telephone No.:

Street address:

City:

State:

Zip code:

My project will be of benefit to the group because:

This concept was discussed with my unit leader on (Date):

The project concept was discussed with the following representative of the group that will benefit from the project.

Representative's name:

Representative's Title:

Phone No.:

Date of meeting:

PROJECT DETAILS

Plan your work by describing the present condition, the method, materials to be used, project helpers, and a time schedule for carrying out the project. Describe any safety hazards you might face, and explain how you will ensure the safety of those carrying out the project.

If appropriate, include photographs of the area before you begin your project. Providing before-and-after photographs of your project area can give a clear example of your effort.

Description:

“Before” Photographs

Approval Signatures for Project Plan

Project plans were reviewed and approved by:

Religious institution, school, or community representative:

_____ Date: _____

Scoutmaster/Coach/Advisor:

_____ Date: _____

Unit committee member:

_____ Date: _____

Council or district advancement committee member:

_____ Date: _____

IMPORTANT NOTE: You may proceed with your leadership project only when you have ...

- Completed all the above mentioned planning details
- Shared the project plans with the appropriate persons
- Obtained approval from the appropriate persons

CARRYING OUT THE PROJECT

Record the progress of your project. Keep a record of how much time you spend planning and carrying out the project. List who besides yourself worked on the project, the days they worked, the number of hours they worked each day, and the total length of time others assisted on the project.

If appropriate, list the type and cost of any materials required to complete the project. If your original project plan changes at any time, be sure and document what the change was and the reason for the change.

Hours I Spent Working on the Project

The length of time spent should be as adequate as is necessary for you to demonstrate your leadership of two or more individuals in planning and carrying out your project.

Hours I spent ...

Planning the project:

Carrying out the project :

Total hours I spent working on the project:

Hours Spent by Scouts, Venturers, or Other Individuals Working on the Project

Name	Date	No. of Hours
_____	_____	_____

Total number of hours others worked on the project:

For a grand total, add the total number of hours you spent on the project to the total number of hours others worked on the project:

Materials Required to Complete the Project

Type of Material	Cost of Material
_____	_____
_____	_____
_____	_____
_____	_____

Changes

List any changes made to the original project plan and explain why those changes were made.

Photographs

“AFTER” Photographs

Including photographs of your completed project (along with the "before" photographs with the project description) helps present a clearer overall understanding of your effort.

Approvals for Completed Project

Start date of project:

Completion date of project:

The project was started and has been completed since I received the Life Scout rank, and is respectfully submitted for consideration.

Applicant's signature:

_____ Date: _____

This project was planned, developed, and carried out by the candidate.

Signature of Scoutmaster/Coach/Advisor:

_____ Date: _____

Signature of the representative of religious institution, school, or community:

_____ Date: _____

The District Court of Honor and Explanation of Points System

The purpose of the District Court of Honor is to provide an appropriate setting for both Scouts and Scouting Leaders to receive earned recognitions.

It is a periodic showcase of Scouting advancements, activities and competition, and provides a very strong incentive for short term and long term achievement.

It should be judged fairly and ensure a level playing field, regardless of whether small or large groups compete against each other.

The physical setting should be a somewhat exciting Scouting atmosphere, including a variety of decorations and Scouting effects -- flags, displays, banners, awards, and even appropriate music, etc. And, above all, it should provide a spirit of Scouting and be fun. All Scouts should be encouraged to fully participate on a pre-assigned and impromptu basis. Family and friends are most welcome and a part of the activities, particularly when rank advancements are given.

District (Stake) Courts of Honor offer an opportunity for units to see what comparative progress is being made. They might be held every two months, except during the summer time.

Simple plaque awards and good prizes (usually camping gear, etc.) might be given for First, Second and Third Places (Gold, Silver and Bronze) and an MVP award to the most outstanding youth Scout of that evening. An additional "Top Dawg" award can be given to the unit with the best accumulative scores beginning at the second court of honor of the year. Lots of small candy bars can be given and thrown out to Scouts (and leaders) during the evening for various accomplishments and participation.

Cub Scouts and parents should be invited to one special Court of Honor during the year to see what takes place there.

Usually in May, at the conclusion of the last Court of Honor for the Scouting year, total accumulative points for all units should be determined and significant prizes awarded for this occasion (a trip, a jet plane flight, day passes at an amusement park, etc.).

RULE ONE: Make it fun!

District Court of Honor Score Sheet

Scouts, Varsity, Venturers Competition for the Gold
2000-2001

Unit: _____

Date: _____

	Number	Points	Total
<u>Scouts</u>			
Eagle Awards since last Court of Honor	_____X	5000 =	_____
Eagle Palms	_____X	1500 =	_____
Rank Advancement (star, Life)	_____X	2500 =	_____
Rank Advancement (Tenderfoot, Scout 2nd 1st)	_____X	1500 =	_____
Merit Badges	_____X	500 =	_____
Religious Awards (On My Honor, Duty to God)	_____X	1500 =	_____
Scouts in Uniform (at least a shirt)	_____X	200 =	_____
Boys in attendance	_____X	100 =	_____
Parents in attendance	_____X	100 =	_____
<u>Varsity Scouts</u>			
Varsity Letters	_____X	4000 =	_____
Varsity Pins	_____X	1500 =	_____
<u>Venturers</u>			
Venturer Silver Awards	_____X	5000 =	_____
Venturer Gold Awards	_____X	3000 =	_____
Venturer Bronze Awards	_____X	1500 =	_____
Venturer Ranger Awards	_____X	4000 =	_____
Sub-Total Points, section 1			
Sub total <u>divided by total boys</u> in unit (ages 11-18)			_____
Total points for section 1			_____
<u>Adult Leaders</u>			
Basic Trained (counts each time)	_____X	200 =	_____
Fast Start Trained (counts each time)	_____X	100 =	_____
Roundtable attendance	_____X	100 =	_____
Leaders in Uniform	_____X	100 =	_____
Leaders in attendance (including Unit Leaders)	_____X	100 =	_____
On My Honor Adult Award	_____X	150 =	_____
Total of section 2			_____
<u>Special Categories</u>			
Unit Leader present	_____X	100 =	_____
Organization Banner	_____X	60 =	_____
Organization Cheer	_____X	50 =	_____
Organization Presentation	_____X	50 =	_____
Service Projects	_____X	500 =	_____
Camp outs	_____X	500 =	_____
Summer campout (per unit)	_____X	600 =	_____
Timberline/All-Stars trained (per Young Man)	_____X	300 =	_____
Woodbadge trained (per leader)	_____X	300 =	_____
Quality Unit Award (per unit)	_____X	200 =	_____
Total Points, from section 3			_____
Total Points, sections 1, 2, 3.			_____

EXPLANATION OF POINT SYSTEM CATEGORIES

Category	Description
Eagle Awards	Total number of Eagle Awards earned since the last District Court of Honor.
Eagle Palms	Total number of Eagle Palms earned since the last District Court of Honor.
Rank Advancements	Total number of rank advancements (Eleven-Year Old Scout through Life) earned since the last District Court of Honor.
Merit Badges	Total number of Merit Badges earned since the last District Court of Honor.
Religious Awards	Total number of religious awards earned (On My Honor/Duty to God) since the last Court of Honor.
Scouts in Uniform	Total number of Scouts in uniform in your unit. They must at least be wearing at least a BSA shirt or DDI.
Parents in attendance	Total number of parents of scouts in attendance from your unit.
Varsity Letters	Total number of Varsity Letters earned since the last District Court of Honor.
Varsity Pins	Total number of Varsity Pins earned since the last District Court of Honor.
Venturing Silver Award	Total number of Venturing Silver Awards earned since the last Court of Honor.
Venturing Gold Award	Total number of Venturing Gold Awards earned since the last Court of Honor.
Venturing Bronze Award	Total number of Venturing Bronze Awards earned since the last Court of Honor.
Venturing Ranger Award	Total number of Venturing Ranger Awards earned since the last Court of Honor.
Basic Trained	Number of leaders in your unit (including Unit Leaders and troop committee members) that have completed Basic Training for the position they are currently serving in. This category can be counted each time.
Fast Start Trained	Number of leaders in your unit (including Unit Leader and troop committee members) that have attended Fast Start Training for the position they are currently serving in. This can be counted each time. If a leader is Basic Trained then they would automatically earn points in this category as well even if they did not attend Fast Start Training.
Roundtable attendance	Number of leaders in your unit (including Unit Leaders and troop committee members) that have attended Roundtable since the last Court of Honor. If one leader has attended multiple Roundtables then each would count.
Leaders in Uniform	Total number of leaders (including Unit Leaders and troop committee members) in uniform from your unit. Must at least be wearing a BSA shirt or DDI.
Scout Leaders	Number of adult Scout leaders in attendance (including unit leaders and troop committee members)
Unit Leaders	Number of members in attendance.
Troop Banner	If unit has multiple banners, only one will count.
Troop Cheer Presentation	If unit has multiple cheers, only one will count. If unit gives multiple presentations (skit/outing report), only one will count.
Service	Total number of service projects completed since the last Court of Honor. If the Boy Scouts did one and the Varsity Scouts did a separate project, both would count.

3-Month Calendar	3-month calendar must be turned in to the stake
Key Scout Leaders Meeting	Number of Key Scout Leaders meetings your unit has had since the last Court of Honor. You should be holding one a month.
Campout	Total number of camp outs (at least an overnighiter) since the last District Court of Honor. If the Boy Scouts did one and the Varsity Scouts did a separate campout, both would count.
Summer Campout	Units must have completed a campout of 4-5 consecutive days this summer. If the Boy Scouts did one and the Venturers did a separate campout, both would count
Timberline/All-Stars trained	For each Scout that attended Timberline or Varsity All-Stars training this past summer. Counts only once.
Woodbadge	For each adult leader that attended Woodbadge training this past summer. Counts only once.
Quality Unit Award	200 points for each unit (Scout, Varsity, Venturer) that receives a Quality Unit Award in February.

(Sample) Unit	Totals for _____ (month)			Total	Ranking
	Advancement	Leaders	Special		
1st Unit	670	400	500	1570	6
2nd Unit	689	1500	2160	4349	3
3rd Unit	523	1750	1300	3573	4
4th Unit				0	7
5th Unit	1207	1000	2350	4557	1
6th Unit	456	1100	600	2156	5
7th Unit	2000	1700	750	4450	2
Totals	5544	7450	7660	20654	

COURT OF HONOR PREPARATIONS

Email or call all scouting leaders one week in advance to prepare them for Court of Honor.
Purchase two bags of snicker size candy.
Put up flag on backwall of stage
Have refreshments ready
Have prizes (gear/equipment etc) displayed on stage.
Make up award certificates and buy 8x10 frames at All-a-Dollar and have them on display.
Assign Stake commissioners to assist tallying points for awards: First (gold) Second (silver) Third (Bronze) as well as MVP award and Top Dawg unit.
Set up chairs in hall.
Set up three tables in front with a row of chairs for Commissioners and Stake Leaders.
(Two tables for presentations and one for computer person.
Have microphone system operational.
Decorate the hall with items that are Scout activity related, displays of activities by the groups, etc.
Create a Scouting atmosphere.
All commissioners should be in full uniform.

Pre-assign a color guard and a prayer,

AGENDA GUIDELINES

(Keep atmosphere exciting and fun)

Venturer Commissioner Welcome scouts, leaders and families attending

Color Guard Call all to attention. Present Colors

Selected Person Prayer

Venturer Commissioner	Explanation of program and point system Hand out tally sheets to each Scout Leader from each ward They will be responsible Review point system
Varsity Commissioner	Ask for spontaneous persons to give scout oath, law (Reward with candy) Also worth points as a presentation.
Scout Commissioner	Asks for several wards to come in sequence to make awards and have a scout(s) tell about what they have done since the last court of honor (held every two months, except during summer)
Venturer Commissioner	Asks for presentation skits (humorous) intermittently during program (give or throw candy to participant)
Ward Scout Leaders	During program each are responsible to determine how many points his organization will receive by tallying up earned points.
Secretary	Has above program in his computer with the necessary information so that quick tallying can be done during the program to save time.
Commissioners	Continue with merit badge awards and rank advancements from wards until all wards have presented. On any rank advancement the scout will scout handshake with all leaders.
Venturer Commissioner	Scouter's Closing minute, (an inspirational message); thank all participants.
Color Guard	Retire Colors
TBA	Closing prayer.
Commissioners	Refreshment arrangements
2 Commissioners	During the first Court of Honor of the year, in order that ward scout leaders understand the point system, in a room aside, have a review each of the categories and points to be tallied.
Venturer Commissioner	Announce results of points for this evening and the accumulative for the Top Dawg Award and give out prizes; take pictures for website page. Let scouters know the location of the website:
Venturer Commissioner/ Secretary	Post information of points, standings and participant's activities on web page

Basic Flag Ceremony Commands

Opening Flag Ceremony (Outdoors: Colors)

"Would you all please stand for the presentation of the flag."

If you have an audience, such as at a Court of Honor Ceremony, parents, invited guests etc., this is the signal that the ceremony is about to start.

"Color Guard attention"

If the Color Guard has been standing "At Ease," it comes to "Attention."
It is also a signal to be ready to start.

"Color Guard present colors"

(Indoors) The Color Guard carries the flag(s) toward the front of the room and stands in front of the flag stands. The flag is posted on the speaker's right.
(Outdoors) The Color Guard carries the flag to the flagpole.

"Color Guard, post the Colors"

(Indoors) The Color Guard places the flags in the stands, the American Flag last.
(Outdoors) The bearer hands the flag to the Color Guards who unfold it while the Bearer prepares ropes. Bearer fastens ropes and pulls the flag quickly to the top of the pole. All step back into original formation. (If more than one flag is to be raised, such as a state or troop flag, the American flag is always raised first.)

"Color Guard, honor your colors"

The Color Guard salutes the Flag and then returns to "Attention."

"Would you all please join me in the Pledge of Allegiance:"

I pledge allegiance to the Flag of
The United States of America,
And to the Republic for which it stands,
One Nation, Under God, indivisible,
With Liberty, and Justice for all.

"Two"

Leader drops his hand as a signal for all to end salute. Everyone should end their salute.

"Color Guard dismissed"

The Color Guard walks to the back of the room, or away from the flagpole.

"Will you all please be seated"

Audience takes their seats.

1998 NATIONAL QUALITY UNIT AWARD



- REPORT OF ACHIEVEMENT FOR PAST CHARTER YEAR—(A)
- COMMITMENT FOR THE COMING CHARTER YEAR—(B)

Unit must achieve six of ten to qualify as a National Quality Troop.
(Four starred [*] items are required, plus two additional items = six total.)

Troop no. _____ Chartered organization _____

City _____ State _____ Recharter month _____

District _____ Council _____

	(A)	(B)	
	Past	Coming	
	Year	Year	
* 1.	<input type="checkbox"/>	<input type="checkbox"/>	Training. The Scoutmaster will complete Boy Scout Leader Fast Start Training and Scoutmastership Fundamentals.
* 2.	<input type="checkbox"/>	<input type="checkbox"/>	Two-Deep Leadership. We will have one or more assistant Scoutmasters registered, trained, and active. One registered adult is assigned responsibility for Youth Protection training.
3.	<input type="checkbox"/>	<input type="checkbox"/>	Planned program. Our troop will conduct an annual program planning conference, publish an annual troop program calendar, and present it to parents at a family activity.
4.	<input type="checkbox"/>	<input type="checkbox"/>	Service Project. Our troop will conduct a service project annually, preferably for the chartered organization or the community. _____ Number of hours of community service performed by our youth members last year.
5.	<input type="checkbox"/>	<input type="checkbox"/>	Advancement. Sixty percent or more of our Boy Scouts will advance a rank, or we will have a 10 percent increase in total rank advancement over a year ago. Approved rank advancements for this recognition include Tenderfoot, Second Class, First Class, Star, Life, and Eagle. _____ Number of Boy Scouts at the beginning of the current troop charter year. _____ Number of these Boy Scouts who will advance a rank during the troop charter year. _____ Percentage of these Boy Scouts who will advance a rank during the troop charter year, or _____ Percentage of rank increase over a year ago.
6.	<input type="checkbox"/>	<input type="checkbox"/>	Boys' Life. Fifty percent or more of our Boy Scout members will subscribe to <i>Boys' Life</i> magazine or we will have a 10 percent increase over a year ago. _____ Number of Boy Scouts subscribing at the beginning of the current troop charter year. _____ Number of Boy Scouts who will subscribe at the beginning of the next troop charter year. _____ Percentage increase in subscriptions over a year ago, or _____ Percentage of Boy Scouts who will subscribe at the beginning of the next charter year.
* 7.	<input type="checkbox"/>	<input type="checkbox"/>	Outdoor Activities. The troop will conduct six highlight activities (such as hikes, campouts, trips, tours, etc.) and attend a Boy Scouts of America long-term camp.
8.	<input type="checkbox"/>	<input type="checkbox"/>	Membership. We will renew our charter with an equal or greater number of youth registered over a year ago. _____ Number of youth registered at the beginning of the current charter year. _____ Number of youth who will register at the beginning of the next charter year.
9.	<input type="checkbox"/>	<input type="checkbox"/>	Patrol Method. We will conduct Troop Junior Leader Training as outlined in the <i>Scoutmaster Handbook</i> and hold monthly patrol leaders' council meetings.
*10.	<input type="checkbox"/>	<input type="checkbox"/>	On-Time Charter Renewal. The troop will complete its charter renewal before its current charter expires.

Achieved National Quality Unit Award past charter year (A) • Yes • No

Date Commissioner Scoutmaster

Instructions. Use ballpoint pen.
Top Sheet. Council copy. Attach to Quality Unit Recognition Form, No. 14-238M, and submit to the council service center.
Bottom Sheet. Unit copy. Back contains interpretation for Quality Troop Award.

Major Features

- Recognitions and commitment goals are established on the troop charter year.
- Each troop signs up at the beginning of its charter year and qualifies for the award at the close of its charter year.
- During the month after the charter renewal, a review is conducted by a council representative, usually a commissioner, to determine if the troop qualifies as a Quality Unit for the past year and to make commitments for the coming year.

Recognition

For troops: Pennant streamer for flagpole or room display (no charge), and plaques for selected adults.

For individuals: All Boy Scouts and adults of a troop qualifying for the National Quality Unit Award are eligible to wear a recognition emblem on their uniform and a quality pin on civilian clothing. (Emblems, pins, plaques, and streamers can be ordered from the local council service center.)

INTERPRETATION OF COMMITMENTS FOR THE QUALITY TROOP AWARD

Aim to achieve a "yes" on all ten commitments. You need six to qualify for the Quality Troop Award. This includes all of the four starred (*) items plus a minimum of any two additional items.

- * 1. **Training.** Trained leaders are an essential part of quality troop operation. The new Scoutmaster must complete Boy Scout Leader Fast Start Training within 90 days of selection and registration. The Scoutmaster must have completed the Scoutmastership Fundamentals course. If the unit had a trained Scoutmaster during most of the charter year, but a new Scoutmaster was selected too late to complete Scoutmastership Fundamentals before charter renewal, the council may still approve this item.
- * 2. **Two-Deep Leadership.** The troop must have two-deep leadership. At least one assistant Scoutmaster must be active, registered, and trained as indicated in (1) above. A registered adult in the troop must be assigned responsibility to promote Youth Protection training and coordinate appropriate awareness for parents and youth members.
3. **Planned Program.** The patrol leaders' council conducts the annual program planning conference. After the Scoutmaster obtains the troop committee's commitment of support for the program, copies are shared with everyone related to the troop, including parents.
4. **Service Project.** Consider your chartered organization as your first preference. A community service program is another choice. Or, if you would like to help Scouting in other countries, funds can be transmitted to your local council for the World Friendship Fund. Also, fill in the total number of hours devoted to community service efforts and projects by all youth members of your unit during the past twelve months.
5. **Advancement.** Set objectives for advancement using the spaces on your commitment sheet. Additional Boy Scouts enrolled during the year are not figured in the percentage. Only those Boy Scouts listed on the charter application at the beginning of the charter year are counted at the end of the charter year.

Examples:

<u>30</u>	Boy Scouts registered at the beginning of the troop charter year.
<u>18</u>	of these Boy Scouts advanced a rank during the year.
<u>60</u>	percent of these Boy Scouts advanced a rank (commitment is met).

OR

<u>25</u>	percent advanced a rank last charter year.
<u>40</u>	percent advanced a rank this charter year.
<u>15</u>	percent increase in number of boys advancing over a year ago (commitment is met).

(Note: Those Scouts who are already Eagle Scouts may be counted as achieving a rank advancement.)

6. **Boys' Life.** Set objectives for *Boys' Life* magazine on this commitment sheet. It is recommended that 100 percent of your troop families subscribe. Part of the troop's annual budget should include *Boy's Life* magazine.
- * 7. **Outdoor Activities.** A quality troop must attend a long-term camp approved by the local council. Troops are encouraged to have an outdoor activity every month. At least six highlight activities are required, in addition to long-term camp.
8. **Membership.** Conduct a membership inventory and personally invite Boy Scouts who are missing meetings. Plan a program to invite new boys and Cub Scouts as they reach Boy Scout age. Use the spaces on the commitment sheet to set objectives for the troop charter year.
9. **Patrol Method.** The purpose of the patrol leaders' council is to plan and run troop activities and to train the patrol leaders. In a Quality Troop, the Scoutmaster places a top priority on both training and monthly meetings of the patrol leaders' council. Use the *Scoutmaster Handbook* (1991 printing or later) and the *Scoutmaster's Junior Leader Training Kit*, No. 3422.
- *10. **On-Time Charter Renewal.** See that the charter renewal application and fees reach the council service center before midnight of the last day of the troop's charter year. Most units will want to submit their renewal at least fifteen days before charter expiration to allow adequate time for processing and any unforeseen delays.

Steps

1. Attach the council copies of both the achievement and commitment forms to the Quality Unit Recognition Order Form, No. 14-238M, and submit to the local council service center.
2. Include National Quality Unit Award program on your troop committee agenda each month to check progress.

Deacons Quorum President

(Your Name)

Wherefore, now let every man learn his duty, and to act in the office in which he is appointed, in all diligence.
D&C 107:99

Purpose of Responsibility:

Aaronic Priesthood quorum presidents are given the keys to administer the affairs of the quorum over which they preside. They are the active, directing heads of the quorums. Their main responsibilities are under three headings: preside over the quorum, teach quorum members their duties, and watch over each quorum member. They are assisted in these responsibilities by their counselors (or assistants), the quorum secretary, the quorum adviser, and quorum committees.

Duties:

- Preside over the quorum.
- Observe the counsel and instruction of the bishopric.
- Report regularly to the bishopric member over the quorum on the condition and progress of the quorum and of each quorum member.
- Seek the counsel of the quorum adviser.
- Recommend to the bishopric his counselors and a secretary. Quorum presidents should seek the Spirit in deciding whom to recommend.
- Organize and supervise the quorum program. In doing this the quorum president should provide each quorum member with opportunities for priesthood assignments, for leadership experiences, and for spiritual growth.
- Develop love, brotherhood, and loyalty among quorum members.
- Teach quorum members the duties of their offices as is given in the D&C 107:85-87 and welcome new members into the quorum and orient them to their duties and assignments.

Meetings to attend:

Quorum presidency meeting, quorum meeting, quorum activities, ward Aaronic Priesthood committee meeting, ward Aaronic Priesthood-Young Women committee meeting, bishopric youth committee meeting, and Mutual.

Handbooks available for this responsibility:

Aaronic Priesthood Leadership Handbook
LDS Scouting Handbook

Other:

Quorum Counselor

(Your Name)

*Wherefore, now let every man learn his duty, and to act in the office in which he is appointed, in all diligence.
D&C 107.99*

Purpose of your Responsibilities:

Aaronic Priesthood quorum counselors are given the keys to administer the affairs of the quorum over which they preside. They are the active, directing heads of the quorums. Their main responsibilities are under three headings: assist in presiding over the quorum, teach quorum members their duties, and watch over each quorum member.

Guidelines of your Stewardship:

- Preside over the quorum in the absence or at the request of the president/assistant to the bishop.
- Observe the counsel and instruction of the bishopric.
- Report regularly to the bishopric member over the quorum on the condition and progress of the quorum and of each quorum member.
- Seek the counsel of the quorum advisor.
- Assist in organizing and supervising the quorum program. Assist quorum president in providing each quorum member with opportunities for priesthood assignments, for leadership experiences, and for spiritual growth.
- Develop love, brotherhood, and loyalty among quorum members.
- Teach quorum members the duties of their offices as are given in the D&C 107:85-87 (preach: tell them what they need to do; teach: tell them how; expound: embellish; exhort: ask them to do it).
- Assist in welcoming new members into the quorum and orienting them to their duties and assignments.

Meetings to attend:

Quorum presidency meeting, quorum meeting, quorum activities, ward Aaronic Priesthood committee meeting, ward Aaronic Priesthood-Young Women committee meeting, bishopric youth committee meeting, and Mutual.

Handbooks available for this responsibility:

Aaronic Priesthood Leadership Handbook
LDS Scouting Handbook

Quorum Secretary

(Your Name)

*Wherefore, now let every man learn his duty, and to act in the office in which he is appointed, in all diligence.
D&C 107.99*

Purpose of your Responsibilities:

Aaronic Priesthood quorum presidents are given the keys to administer the affairs of the quorum over which they preside. They are the active, directing heads of the quorums. Their main responsibilities are under three headings: preside over the quorum, teach quorum members their duties, and watch over each quorum member. They are assisted in these responsibilities by their counselors, the quorum secretary, the quorum advisor, and quorum committees.

Guidelines to your Stewardship:

- You are a member of the quorum presidency; act as an assistant to the quorum president and counselors.
- Seek and observe the counsel and instruction of the bishopric.
- Keep a record of the attendance of quorum members.
- Develop minutes on important quorum meetings and presidency meeting business and plans.
- Report regularly to the bishopric member over the quorum on the condition and progress of the quorum and of each quorum member.
- Report on members who need assistance or are less active.
- Follow up on priesthood assignments given to quorum members.
- Develop love, brotherhood, and loyalty among quorum members.
- Assist in teaching quorum members the duties of their offices as is given in the D&C 107:85-87, (preach: tell them what they need to do; teach: tell them how; expound: embellish; exhort: ask them to do it.)
- Welcome new members into the quorum and orient them to their duties and assignments.

Meetings to attend:

Quorum presidency meeting, quorum meeting, quorum activities, ward Aaronic Priesthood committee meeting, ward Aaronic Priesthood-Young Women committee meeting, bishopric youth committee meeting, and Mutual.

Priesthood Quorum Agenda

Welcome

Prayer

Recognize any visiting authorities

Recognize visitors

Announcements

Sacrament Assignments

Assignments from last week

Quorum Activities (one month to three months)

Scouting Activities Planned

Report from YM/YW Committee Meeting or Bishop's Youth Council

Sports Activities Calendared this week/Month

Stake Activities Calendared

Next Court of Honor Date (Second Tuesdays of Months designated)Date_____

Next Quorum Presidency Meeting_____

Fast Offerings

Other Business_____

Adviser Discussion Time

Thank Adviser

Closing Prayer

Quorum/Class Presidency Meeting

Purpose:

The presidency meeting provides a regular time to receive leadership training and to plan how to carry out presidency responsibilities. The president, his/her counselors, the secretary and the adviser meet regularly; the member of the bishopric attends frequently.

Presiding and Conducting:

The quorum/class president presides over the meeting, and the members of the presidency take turns conducting the meeting. They should continually seek counsel, suggestions, and guidance from the adviser and the bishopric.

Suggestions

Agenda

Set objectives

Presiding _____

Review member needs

Conducting _____

Plan service and other activities

Prayer _____

Plan the class/quorum meeting agenda

Items:

1. _____

Plan assignments for quorum/class committees

Review reports from those given assignments

2. _____

Plan how to fellowship and reactivate less actives

Make plans for weekly Mutual meeting.

3. _____

Planning for the YM/YW and Bishopric committee meetings

Other

4. _____

5. _____

6. _____

7. _____

Thank all for participation
Close with Prayer

Personal Achievement Record for Ward Scouting and Aaronic Priesthood

(Full Name) _____

Birth date _____

Date Record Begun _____

Phone _____

Email address _____

This record is coordinately kept in two copies, (1) by the Charter Representative, and (2) by each Scout leader during Scout's advancements and updated every six months by both; also reviewed during six-month bishopric interviews and some Key Scout Leaders Meetings.

Scouting Objectives: each Scout advances one rank and earns three merit badges, or better, every six months. *For He will give unto the faithful line upon line, precept upon precept; and I will try you and prove you herewith.*

D&C 98:12

<p>Baptized _____</p> <p>Cub Scouting: 8-10 <u>Date</u> _____</p> <p>Bobcat Age 8 _____</p> <p>Wolf Age 8 _____</p> <p>Cub Scout Denner _____</p> <p>Cub Scout Asst Denner _____</p> <p>Bear Age 9 _____</p> <p>Cub Scout Denner _____</p> <p>Asst Cub Scout Denner _____</p> <p>Webelos Age 10 _____</p> <p>Webelos Scout Denner _____</p> <p>Webelos Asst Denner _____</p> <p>Awards</p> <p>Arrow of Light Award _____</p> <p>Faith in God Award _____</p> <p>(During Cub Scouting)</p> <p>11-Year Old Scout</p> <p>Joining Requirements _____</p> <p>Scoutmaster Conference _____</p> <p>Primary Graduation _____</p> <p>Tenderfoot Rank</p> <p>(See BSA Scout Manual for full descriptions)</p> <ol style="list-style-type: none"> 1. Preparing to camp _____ 2. Overnight camp _____ 3. Rope fusing _____ 4. Hitches _____ 5. Hiking rules _____ 6. Care of flag _____ 7. Patrol knowledge _____ 8. Buddy system _____ 9. Physical test _____ 10. Physical improvement _____ 11. Poisonous plants _____ 12. Heimlich maneuver _____ 13. First aid _____ 14. Scoutmaster Conf _____ 15. Board of Review _____ 	<p>Second Class Rank</p> <ol style="list-style-type: none"> 1. Map compass use _____ 2. Map compass hike _____ 3. Troop/patrol activities _____ 4. Woods tools _____ 5. Cooking fire _____ 6. Meal preparation _____ 7. Tent pitching _____ 8. Flag ceremony _____ 9. Service Project _____ 10. Animal ID _____ 11. "Hurry" cases _____ 12. First aid Kit _____ 13. First aid _____ 14. Safe swimming _____ 15. Health program _____ 16. Scout spirit _____ 17. Scoutmaster conf _____ 18. Board of review _____ <p>Scout/Deacon Ages 12-13</p> <p>Deacon Ordination _____</p> <p>Priesthood Offices held:</p> <p>Quorum President _____</p> <p>First Counselor _____</p> <p>Second Counselor _____</p> <p>Secretary _____</p> <p>Scouting positions held:</p> <p>*Troop Sr Patrol Ldr _____</p> <p>*Asst Sr Patrol Ldr _____</p> <p>*Patrol Leader _____</p> <p>*Assistant Patrol Ldr _____</p> <p>*Troop Scribe _____</p> <p>*Troop Quartermaster _____</p> <p>*Troop Instructor _____</p> <p>*Chaplain Aide _____</p> <p>*Troop Librarian _____</p> <p>*Troop Historian _____</p> <p>**Webelos/Cub Scout Den Chief _____</p>	<p>First Class Rank</p> <ol style="list-style-type: none"> 1. Finding your way _____ 2. Orienteering _____ 3. Troop/patrol activities _____ 4. Camp cooking _____ 5. Citizenship Merit Badge _____ 6. Plant ID _____ 7. Hitches, lashings _____ 8. Camp gadget _____ 9. Rescue knot _____ 10. Bandages _____ 11. Transport _____ 12. C P R _____ 13. Swimmer's test _____ 14. Scout spirit _____ 15. Scoutmaster conference _____ 16. Board of review _____ <p>Star Rank</p> <ol style="list-style-type: none"> 1. Participation _____ 2. Scout spirit _____ 3. Merit Badge* _____ 4. Merit Badge* _____ 5. Merit Badge* _____ 6. Merit Badge* _____ 7. Merit Badge _____ 8. Merit Badge _____ 9. Service project _____ 10. Position of responsibility _____ 11. Scoutmaster conference _____ 12. Board of review _____
--	--	---

(**13 or older and received First Class Rank) *Fulfills Eagle requirements

Life Rank

- 1. Participation _____
- 2. Scout Spirit _____
- 3. Merit Badge* _____
- 4. Merit Badge* _____
- 5. Merit Badge* _____
- 6. Merit Badge _____
- 7. Merit Badge _____
- 8. Merit Badge _____
- 9. Service project _____
- 10. Position of responsibility _____
- 11. Scoutmaster conf _____
- 12. Board of Review _____

*Total of 11 merit badges, including any 3 more from required list for Eagle

Eagle Scout Award

- 1. Participation _____
- 2. Scout spirit _____
- 3. Merit Badge* _____
- 4. Merit Badge* _____
- 5. Merit Badge* _____
- 6. Merit Badge* _____
- 7. Merit Badge* _____
- 8. Merit Badge _____
- 9. Merit Badge _____
- 10. Merit Badge _____
- 11. Merit Badge _____
- 12. Merit Badge _____
- 13. Position of responsibility _____
- 14. Service Project _____
- 15. Scoutmaster conf _____

*Total of 21 merit badges, including 12 (at least one in each category) from the required list for Eagle. Include the following: (a) First Aid, (b) Citizenship in the Community, (c) Citizenship in the Nation, (d) Citizenship in the World, (e) Communications, (f) Personal Fitness, (g) Emergency Preparedness OR Lifesaving, (h) Environmental Science, (i) Personal Management, (j) Swimming OR Hiking OR Cycling, (k) Camping and (l) Family Life.

Eagle Palms

- Bronze Palm** Date: _____
5 additional merit badges
- Gold Palm** Date: _____
10 merit badges above Eagle
- Silver Palm** Date: _____
15 merit badges above Eagle

Varsity/Teacher Ages 14-15

- Teacher Ordination** _____
- Priesthood offices held:**
- Teachers Quorum President _____
- First Counselor _____
- Second Counselor _____
- Secretary _____

Varsity Positions held:

- *Team Captain _____
- Team Co-Captain _____
- *Advancement Prgrm Mgr _____
- *High Adventure Mgr _____
- *Sports Mgr _____
- *Personal Development Mgr _____
- *Service Manager _____
- *Special Programs and Events Manager _____
- *Team Squad Ldr _____
- Secretary _____
- Treasurer _____
- *Webelos or Cub Den Chief _____
(13 or older and received First Class Rank)
- *Qualifies for Eagle requirements

Venturer/Priest Ages 16-17

- Priest Ordination** _____
- Priesthood Offices held:**
- Assistant to the Bishop _____
- Counselor _____
- Secretary _____

Venturing Positions held:

- *Crew President _____
- Vice President _____
- Program Vice President _____
- Secretary _____
- Treasurer _____
- *Webelos or Cub Den Chief _____
- Bronze Award _____
- Gold Award _____
- Silver Award _____
- Ranger Award _____
- Leadership Award _____
- *Qualifies for Eagle requirements

Special training

Jamborees

Comments

On My Honor Award

_____ An LDS award, 2 years consecutive scouting, bishop worthy interviews, Star Scout.

Duty to God Award

_____ An LDS award: 4 years bishop interviews, keep commandments, 75% Church attendance, 3 service projects in 4 years, 1 sacrament meeting talk, before 19.

Seminary Graduation

Ordained an Elder

By _____

NOTICE: Promote His Achievements

When this individual moves to another ward, a copy of this record can be mailed or emailed to his new ward Scout leaders and a copy given to the young man.

Troop Meeting Plan

New Challenges, New Experiences

Main Event _____

Date _____

<u>Time</u>	<u>Suggestions Checklist</u>	<u>Event Description/Person</u>	<u>Troop Person(s)</u>
-------------	------------------------------	---------------------------------	------------------------

Prep Time

_____	Arrive early, set up room, equipment _____	_____	_____
_____	Place _____	_____	_____

Opening

_____	Welcome	Senior Patrol Leader	_____
_____	Verse of <i>Star Spangled Banner</i>	_____	_____
_____	Pledge of Allegiance	_____	_____
_____	Scout Oath and Scout Law	_____	_____
_____	Prayer	_____	_____
_____	Recognize guests, new scouters	_____	_____
_____	Heads Up Announcements	_____	_____
_____	Upcoming events, projects	_____	_____
_____	Communications received	_____	_____
_____	Awards, achievements	_____	_____
_____	Birthdays	_____	_____
_____	Key Scout Mtg info:council, district	_____	_____

Skills Development

_____	Advancement, merit badges	Merit Badge Counselor	_____
_____	Service opportunities	_____	_____
_____	Troop assignments	_____	_____
_____	Personal Development	_____	_____
_____	Special Programs, Events	_____	_____
_____	_____	_____	_____
_____	Next Court of Honor points prep	_____	_____
_____	Special Activity development	_____	_____

Patrol Corners

_____	Contests, games, activities	_____	_____
_____	Guest specialist or consultant	_____	_____
_____	Review plans for camp out	_____	_____
_____	Squad activities	_____	_____
_____	Practice time	_____	_____
_____	_____	_____	_____

Closing

_____	Thank guests, participants	Senior Patrol Leader/_____	_____
_____	Scoutmaster's minute	_____	_____
_____	Next meeting / activity	_____	_____
_____	Retire the colors	_____	_____
_____	Prayer	_____	_____

(Total 90 minutes of meeting)

After the Meeting

_____	Evaluate activity	Patrol Leadership	_____
_____	Cleanup	_____	_____

Notes/Comments _____

**Each young man earn at least one rank and three merit badges, or more, every six months.
Rule One: Make it FUN! Each Time Accomplish At Least One Worthwhile Scouting Objective.**

Troop Activity Planning Sheet

New Challenges, New Experiences

Activity _____ Scheduled Dates _____

Senior Patrol Leader _____

(The following information should be completed to successfully develop and have your activity.)

Troop Committee member/consultant _____

Location: _____

Troop Senior Patrol Leader Comments: _____

Facilities available/reserved _____

Equipment to reserve _____

Tour Permit turned in two weeks in advance. Yes _____ No _____

Followup items:

Activity Plan (by Senior Patrol Leader/Scoutmaster)

Preplanning meetings and dates _____

What needs to be accomplished? _____

Needs _____

Resources (trucks, cars, people, equipment, etc.)

Facilities needed _____

Determine all costs involved _____

Names and number of people participating--Scouts and Adults

Job to be done

Assigned To

Notes to Scout Leaders: Followup on ALL assignments, ongoing, during the development of your activity. Double check all arrangements. Let others know and keep informed through your written plans and progress. Do the activity!

Rule One: Make it FUN! Each activity should accomplish at least one worthwhile scouting objective and priesthood purpose.

Each young man earn at least one rank and three merit badges, or more, every six months.

Scouting Annual Planner														
Program	Activities	Dec	Jan	Feb	Mar	Apr	May	Jun	Jul	Aug	Sep	Oct	Nov	Comments
		(Enter Dates)												
Physical Fitness														
Personal Development														
Outdoor														
Citizenship														
Troop /Patrol Participation														
Other	Youth Conference													
	Firesides													
	Council Events													
	District Events													
	Stake Events													
	Standards Night													
	Court of Honor													
Information														
	Round Table													

Merit Badge Counselor Survey

Ward _____
Name _____

Date _____
Phone _____

You can help our Scouts, Varsity and Venturers achieve their merit needed badges as they strive towards the Eagle Rank. To become a registered Merit Badge Counselor, simply circle the merit badge number(s) for which you have proficiency or experience and would be willing to help a young man if he is assigned to you for assistance. Then complete the attached BSA Adult Application. Required Merit Badges are in boldface. Give a life-changing experience to our young men.

- | | | |
|-----------------------------|-------------------------------|----------------------------------|
| 1. Camping | 43. Cycling | 85. Plumbing |
| 2. Citizenship in Community | 44. Dentistry | 86. Pottery |
| 3. Citizenship in Nation | 45. Disability Awareness | 87. Public Health |
| 4. Citizenship in World | 46. Dog care | 88. Public Speaking |
| 5. Communications | 47. Drafting | 89. Pulp and Paper |
| 6. Emergency Prepared | 48. Electricity | 90. Radio |
| 7. Environmental Science | 49. Electronics | 91. Railroading |
| 8. Family Life | 50. Energy | 92. Reading |
| 9. First Aid | 51. Engineering | 93. Reptile and Amphibian study |
| 10. Lifesaving | 52. Farm Mechanics | 94. Rifle Shooting |
| 11. Personal Fitness | 53. Fingerprinting | 95. Rowing |
| 12. Personal Management | 54. Fire Safety | 96. Salesmanship |
| 13. Safety | 55. Fish and Wildlife Mgt | 97. Scholarship |
| 14. Sports | 56. Fishing | 98. Sculpture |
| 15. Swimming | 57. Forestry | 99. Shotgun Shooting |
| 16. American Business | 58. Gardening | 100. Skating |
| 17. American Cultures | 59. Genealogy | 101. Skiing |
| 18. American Heritage | 60. Geology | 102. Small Boat Sailing |
| 19. American Labor | 61. Golf | 103. Soil and Water Conservation |
| 20. Animal Science | 62. Graphic Arts | 104. Space Exploration |
| 21. Archeology | 63. Hiking | 105. Stamp Collecting |
| 22. Archery | 64. Home Repairs | 106. Surveying |
| 23. Architecture | 65. Horsemanship | 107. Textile |
| 24. Art | 66. Indian Lore | 108. Theater |
| 25. Astronomy | 67. Insect Study | 109. Traffic Safety |
| 26. Athletics | 68. Journalism | 110. Truck Transportation |
| 27. Atomic Energy | 69. Landscape Architecture | 111. Veterinary Medicine |
| 28. Auto Mechanics | 70. Law | 112. Waterskiing |
| 29. Aviation | 71. Leatherwork | 113. Weather |
| 30. Backpacking | 72. Mammal Study Medicine | 114. Whitewater |
| 31. Basketry | 73. Metalwork | 115. Wilderness Survival |
| 32. Bird Study | 74. Model Design and Building | 116. Wood Carving |
| 33. Bugling | 75. Motorboating | 117. Woodwork |
| 34. Canoeing | 76. Music | |
| 35. Chemistry | 77. Nature | |
| 36. Cinematography | 78. Oceanography | |
| 37. Climbing | 79. Orienteering | |
| 38. Coin Collecting | 80. Painting | |
| 39. Collections | 81. Pets | |
| 40. Computers | 82. Photography | |
| 41. Cooking | 83. Pioneering | |
| 42. Crime Prevention | 84. Plant Science | |

WARD KEY SCOUT LEADERS MEETING

(Monthly) Date: _____

Ward: _____

Purpose:

To plan and coordinate all ward Scouting activities, and usually held in Bishop's Office within a week after District Roundtable.

Conducted by: Chartered Representative (CR is usually the bishopric Second Counselor)

In attendance:

- Cubmaster, Den Leader Coach, Pack Committee Chairman, Primary President
- New Scout Leader, Primary Presidency 2nd Counselor
- Scoutmaster, and Assistant(s), Troop Committee Chairman
- Varsity Coach, Assistant(s), Varsity Scout Committee Chairman
- Venturer Crew Advisor and Assistant(s), Crew Committee Chairman
- Other Scout leaders as invited

AGENDA

1. **Welcome:** (CR)
2. **Pledge of Allegiance and prayer:**
3. **Review and list dates and places for ward scouting activities during the next 30 days:**

<u>Pack</u>	_____	<u>Troop</u>	_____	<u>Team</u>	_____	<u>Crew</u>	_____
Pack Ldrs Mtg	_____	Roundtable	_____	Roundtable	_____	Roundtable	_____
Pack Meeting	_____	Court of Honor	_____	Court of Honor	_____	Court of Honor	_____
Roundtable	_____	Troop Mtg	_____	Committee Mtg	_____	Committee Mtg	_____
Den Mtg	_____	PatrolLdrsCncl	_____	TeamMtg	_____	CrewMtg	_____
Basic Trg	_____	Basic Trg	_____	Basic Trg	_____	Crew Ofcrs Mtg	_____
Team Ldr Mtg	_____	VOA	_____				
Basic Trg	_____						

4. **Council and District Roundtable coming-activities information.**
5. **Reports:** Brief statement on accomplishments, needs and review qualifications for Quality Unit Awards.
- Cub Scouting:** Reports by Cub Scout committee Chairman, Cubmaster, Primary Second Counselor. Discuss achievement progress, boy membership, next month's Pack ideas committee, home Cub projects.
- New Scout:** Reports by Scout Leader and Primary President. Discuss: all boys registered, boys to go to Board of Review for First Class, campouts, activities, etc.
- Boy Scouting:** Reports by Troop Committee Chairman and Scoutmaster. Discuss: past month's Troop Committee Meeting, past month's Board of Review, Patrol Leader's Council, progress in advancements, membership, activities, etc.
- Varsity:** Report from Varsity Scout Committee Chairman or Team Coach, Varsity Scout Committee meeting, advancement needs, high adventure plans, and coming activities in the five field of emphasis.
- Venturing:** Reports by Crew Committee Chairman and Crew Advisor. Discuss: crew activities, last month's Crew Committee meetings, Last month's Crew Officer's meeting, VOA activities, membership and coming activities, etc.
6. **Personal Achievement Records review:** By Ward Scouting Secretary/Scouting leaders/CR.
7. **Rechartering:** Be aware of young men moving from unit to unit. Send PAR's
8. **Stake Objectives review**
9. **Court of Honor Preparations:** Review stake points standings, points potential,.
10. **Service Projects:**
11. **Adult recognition/training awards:**
12. **Religious emblem awards:** For YM and adults; Duty to God and On My Honor.
13. **Instruction to Key Scout Leaders:** Given by CR who takes about ten minutes to train his key leaders on the phases of Scouting he received instruction on at the last District Committee Meeting.
14. **Inspirational Message:** By someone previously assigned. Message should show examples of Scouting in young mens' lives of developing character, good citizenship and physical fitness.
15. **Next meeting date:**
16. **Committee Meetings:** Break into committees for monthly planning and support to leaders and activities.

The Magic of Merit Badges

David L. Olpin

Perhaps not as “quick as a wink” can merit badges change a young man, but just as magically.

Life is somewhat like walking down a very, long hallway, filled with hundreds of doors---doors of opportunity. Some people never open many doors to see what is inside. How much they will have missed.

By opening a number of these “merit badge doors,” we are suddenly introduced to many of the exciting opportunities that life has to offer.

Millions of young men have been influenced toward their life’s work by completing a merit badge.

When you open these merit badge doors, not only do you get to take a trip through the merit badge booklets, but in most cases, you are personally advised by a counselor, someone who gives you a real-life interpretation, who has “been there, done that.”

We could also say that our lives are very much like a large field of ground containing a number of unknown wells. These are wells of talents and abilities. Each well has a varying depth of capability. As we uncover and explore these wells, we may find that in some we have great depth. Each of us has many talents and abilities--abilities we may never know about. Through the magic of merit badges our potential talents may be uncovered and explored.

Merit badges prepare you young men for the real world, a place not too long from now where you will have to fall back on your learned experiences. Scouting is a tool box, giving many young men who enter the world a full set of tools, ready to work. They have taken the opportunity to prepare themselves

If you never try to do things, you may never know if you can. What a wondrous gift. What a magic spell a merit badge book may cast over us! Just one book may change your entire lifetime, give you a new direction, light a candle to a room of excitement where now

there is only darkness. It's magic!

On with the magic!

So spend some time just browsing through most or all of these "magic" merit badge booklets. They are available in most libraries. Invest in a few hours that may influence the rest of your life. Don't just wish you had. Don't take the time---make the time! You have time to do the things your *really* want to do. Take a magical trip.

Merit badges are a bit of magic opening up a world of reality, preparing us to wish upon a star and knowing better how to get there.

With a panorama of nearly 130 different fields for you to discover, there are few facets of life that are left untouched.

Most of these booklets are written by top experts in their fields, men and women who know their subjects well. They have taken sometimes complex fields of expertise and simplified them down so that you as a young person can really understand them.

Merit badges provide a magical adventure into life. Without them scouting would not be a quest of understanding ourselves, discovering our capabilities, sharpening our skills, or expanding our universe. Raise your vision.

The Carrot or the Stick?

There are basically two means of motivating a group to accomplish a purpose--the carrot, or the stick.

Having served in the military for several years, I understand readily the difference. Under fierce combat conditions often the only discipline that will drive a man to do his duty in the face of death is the stick. The stick is an outward manifestation. It is often forced upon the individual.

The carrot, by contrast, is an inner self-motivating and deep conviction, one that can be a strong driving force in anyone's life. Through the carrot, kindness, love and concern toward the recipient are the primary active forces.

The carrot is one of a lasting quality, and in the end will provide the result of greater satisfaction.

As explanation of this principle, two years ago I was assigned the responsibility of a high council member and Scout leader over my stake Scouting program for seven wards. This is essentially an advisory position. My first task was to surround myself with good leaders who could make a program move.

Initially, as I attended a stake court of honor for our young men, I had a serious concern for their welfare, and the manner in which their program might see meaningful advancement.

As the closing prayer of that meeting was being given, I seemed to have a burst of vision as to how I might change the program so that it would become more meaningful to the young men.

I sensed that there were two things I must do to bring about a successful program. First, I must have a vision of what we need to accomplish, and that vision must be a shared vision.

Second, the leaders of the wards must be aware of how they can accomplish that vision. This implies their knowing what they were to do, and a system of incentives, which, if they are real enough, will cause self motivation of both the leaders and the young men. There must also be an element of competition. Young men truly love friendly competition.

Over the next two years I developed training and shared with our leaders a basic incentive system that would move our people toward their goals, and have them share the vision and realization of objectives and goals within realistic goal dates.

At the conclusion of the second year I received the following letter which says more than I ever could:

"I am the Scout Committee Chairman for the Provo 4th ward. As we come to the end of this round of Stake courts of honor Brother Bronson (our scoutmaster) and I have pondered on the effectiveness of the point system and rewards. We have greatly enjoyed and benefitted from this system in our ward's scouting program, and I just wanted to commend you for this very effective system. It has added another element of fun. Friendly competition is a great way to motivate these young men to earn badges and work hard, and us as leaders to get organized and help the young men. The point system is a great way for you as stake leaders to tell us what it is

you wanted us to focus on in our organizations. From the way the points were set up this time around it was obvious that many points could be gained from leadership and having leaders active, attending round-table, being trained, etc. Because of your emphasis on this our ward did a lot to progress in this direction, and it has benefitted the scout program, and more importantly the young men in the program. Having more enthusiastic, trained, informed leaders has been a great benefit to our young men. As this last court of honor passes next Tuesday we will be anxiously awaiting the next round, and the next area you would like us to focus on in our programs. Again I thank you for your dedication to the young men in our stake and for your guidance as wise leaders."

(This particular ward won the year-long competition) Their prize was a jet flight to Jackson Hole, Wyoming, with a steak dinner there. Second and third place groups all received day-complimentary tickets to an indoor amusement place.

This last year our young men won more awards and advancements than we have ever experienced before, and it is now all beginning to bear fruit in the form of a number of potential eagles who are currently in our program. Our courts of honor have had up to 250 proud parents , leaders and young men.

The carrot with vision works.

David L. Olpin

An Effective Court of Honor Point System

David L. Olpin

Over the past two years our Scouting organization has been very successful as a direct result of an incentive court of honor point system.

This point system is founded on the premise of giving greater point values to areas that not only reward the young men for achievements, but, more importantly, provide overall support to the program.

Too often we may forget that the support element, i.e., training, materials, important meetings, etc., is really what makes a Scouting unit go--not the young men. Someone has said that Scouting is actually an adult organization helping young men.

Support materials

Our first task toward becoming successful in our courts of honor was to arm each leader with critical and basic materials that would stay permanently in the individual units, within their respective positions -- CRs, Scoutmasters, Varsity Leaders, Venturer Leaders and their assistants.

This meant providing 3-inch Leader Guidebook looseleaf binders for each Scouting leader position. These binders contained their complete job descriptions, program descriptions, agendas, planners, organization charts, job descriptions for the young men, objectives and goals, and goal dates of our overall program, etc., and, the most basic Scout manuals.

Rather than re-inventing the wheel each time a position change is made, all these items were provided up front, purchased by the individual units as permanent materials, to remain in the units, with explicit instructions that these Guidebooks were to be passed on from leader to new leader. The main idea here is to provide a continuum. Too often our programs are interjected with short-term leaders who come and go and the program is on a continual startup basis.

Essentially, we found that Scouting's three greatest challenges are: training, tenure and turnover. For the brief period that most leaders are in a position, it is imperative that he/she quickly understands what the program is, and is then able to continue and enhance that program for the young men.

Too often also, through no fault of their own, our units are punctuated with Scouting leadership that wallows in a sea of uncertainty, ignorance and subsequent nonperformance. *We can* change that.

Incentive point system

As our next step over the following two years, we developed and refined a court of honor point system that gave weighted values for the things we wanted to focus upon. Lots of prizes and plaques were given at each court of honor (every other month, except during the summertime), and at the end of the Scouting year.

Our court of honor point system consists of three sections:

Section One

This section of the system is for the benefit of the young men.

They receive points for: Eagle and palm awards, Star and Life and Scout to First Class rank advancements, merit badges, religious awards, Scouts in uniforms (at least a shirt), young men attending, Varsity Letters, Varsity Pins, Venturing Silver Awards, Venturing Gold Awards, and Venturing Ranger Awards.

Section Two

This focuses on the adults:

Attendance of Adult Leaders, committee members, advisors; leaders Fast Start, Basic and Advanced Trained; leaders in uniforms, adult religious awards, roundtable attendance, parents present, etc.

Section Three

These are performance points, for such as:

Troop banner, troop cheer, a presentation, (young men give a humorous quick skit, talk about an activity, lead the group in the Scout Law or Scout Oath); service projects, three-month calendar available that night, Key Scout Leaders meeting held, campouts since last court of honor, Jamborial registration paid and Quality Unit Award received, etc.

Find your own solutions

You may decide to develop other values of your own, values that will work for your organization. The important thing is that if the rewards and incentives are real enough and achievable, both the leaders and the young men will move

toward your organization's goals.

We found that when the Scouting leaders are trained, when they are armed with the needed materials, when they can see the scope of your objectives, and when they have a follow-through program, then that program moves ahead with greater certainty, resulting in myriad personal rewards and achievements for both the young men and the leaders.

Rule One: Make it fun!

The Right to Inspiration

Each of us has a right to inspiration whether you are a Scout leader, or whether you serve in other leadership capacities. There are times in our lives when we reach very critical points; when we must reach beyond our own self-imposed limitations and ask for something well beyond. Let me cite a personal incident that occurred nearly twenty years ago and is still very fresh in my mind because it left such a lasting and profound impression.

I was serving as a High Councilor in the LDS Provo, Utah Central Stake, prior to a major stake conference, I was told by our Stake President, President Thomas, that I had the assignment to be one of two speakers, myself and another sister, who would both give short talks; while Boyd K. Packer, from the Council of the Twelve would be the main speaker. As prominent as he is, I knew the stake center would be absolutely packed to capacity. My assignment was for a five minute talk! These are without doubt the most difficult. The assignment was given on Saturday. I had just one week to prepare.

My every available moment that next week was spent in earnest preparation. My employment at that time was in Salt Lake City, so I was commuting to and from Provo, about a one hour's drive each way. Since I was alone, coming and going I rehearsed and changed, and changed and rehearsed, trying to develop the talk I would give.

Friday night came and as I sat in my study making my final preparations, I suddenly became aware that the talk I had spent all week long preparing was not the talk I would give the next night. This was frightening. Here it was, the day before the night I was to deliver the talk and I felt that I had no talk to give. And, I had only one day to prepare.

For me writing is extremely difficult. I have written and rewritten some materials as many as seventy-five times on the foreword of a book I published. There that evening I felt that I had done all that I could possibly do to prepare. I had worked diligently and conscientiously to develop my material. And now . . . A hollow feeling filled my stomach. At that moment I felt that I had only one recourse.

This was the time when I must pray, very fervently. And fervently I did for several minutes. Then, I proceeded to take up my ball point pen and placed my yellow legal pad directly in front of me -- and I began to write. Clearly in my mind I listened to and recognized the voice of Bruce R. McConkie of the Council of the Twelve dictating to me. He proceeded for some minutes not too fast, just a steady pace until he had dictated to me my entire talk. His material completely filled two and a half legal pages.

Very taken by the moment, I then carefully read back through it. I made only two changes and they were

punctuation marks. I needed to know how long it was, so I read it aloud to time it. Five minutes and 1/10 of a second. I was completely overwhelmed. I had never experienced anything like that before in my entire lifetime.

Excited by the moment, I came upstairs from my basement study and told my experience to my wife. It was a very personal revelation. She said, "Well, you deserved it. You worked for it."

The next evening I gave that talk just as it was given to me. The most interesting part about this was the fact that later as I checked on it, I found out that the suggested material outline for all the stake conferences for that time had been prepared by Bruce R. McConkie.

Many times since then I have reflected upon this very personal incident. It changed my life. I doubt that I will ever have another quite like it. This type of incident may never happen to you --- but to me it proves the very important point that you and I have the right to inspiration in our personal lives, particularly in our responsibilities toward others.

The key, I believe, is that we must first do ALL that we can do to accomplish the intended purposes. When we have done that, we have fulfilled our part of the responsibility. Not until!

When we have done that, with sincerity and diligence, then we have earned the right to ask, keeping ourselves in tune with the spirit of revelation. This principle of inspiration can be applied to Scouting,

your job, education, any portion of your life.

We must earn the right to ask. It is not freely given. "*Knock* and it shall be given unto you." But first we must *knock*. "*Seek*, and ye shall find." First we must truly seek before we can find.

I am hopeful that as you work as a leader of the great young men within your stewardship and as you gently mold their young lives that you will remember to apply this important principle as part of your own life.

David L. Olpin